

Suction hose PE/C



Application areas: Light and flexible extraction hose. Mainly suited for cleaning and where exceptional conductivity for static electricity is required.



- Smooth bore conductive hose.
- Max. vacuum 50 kPa.
- Temp. range: -40 °C to +60 °C.
- Conductivity <math>< 10^6 \Omega/m</math>

Product name	Suction hose PE/C
Max vacuum (psi)	50
Max vacuum (in. wg)	7,3

Suction hose PE/C

Image	Description	Diameter (in)	Length (ft)	Model
	Hose PE/C Ø 25 L=15m	25	49	40160305
	Hose PE/C Ø 32 L=5m	32	16	40160311
	Hose PE/C Ø 32 L=10m	32	33	40160313
	Hose PE/C Ø 32 L=15m	32	49	40160315
	Hose PE/C Ø 38 L=5m	38	16	40160321
	Hose PE/C Ø 38 L=10m	38	33	40160322
	Hose PE/C Ø 38 L=15m	38	49	40160323
	Hose PE/C Ø 51 L=5m	51	16	40160331
	Hose PE/C Ø 51 L=15m	51	49	40160333
	Hose PE/C Ø 51 L=10m	51	33	40160334
	Hose PE/C Ø 51 L=30m	51	98	40160335
	Hose PE/C with couplers	38	5	40160390*
	Hose PE/C with couplers	50	5	40160400**
	Hose PE/C-38 L=5m w. couplers	38	16	43811001***
	Hose PE/C-51 L=7,5m w.couplers	51	25	43812103****

Suction hose PE/C

Image	Description	Diameter (in)	Length (ft)	Model
	Hose PE/C-51 L=10m w. couplers	51	33	43812200****
	Hose PE/C-63 L=10m			40375955










*Couplings included (M40 & F40)

**Couplings included Ø 51 mm

***Couplings included

****Couplings included Ø 2 inches

Suction hose PE/C

Accessory		Part No
	Hose Shelf 30M 115x70	40195450
	Hose Shelf 60M 150x110	40195451
	Hose Shelf 120M 200x160	40195452
	Hose & Add.shelf	40196370
	Hose clamp 85	40903030
	Hose clamp 56	40903170
	Hose clamp 75	40903180
	Hose clamp 112	40903210
	Hose clamp 104-112 ABA Robust	40903270
	End sleeve PE d38 antistatic w/male	43819012
	End sleeve PE d38 antistatic w/fema	43819013