

## OSF 2000 HE

FibreDrain® oil smoke collector for continuous operation.



The Nederman OSF (Oil Smoke Filter) is designed to handle large amounts of oil smoke during continuous operation. They are engineered for high efficiency filtration coupled with lower maintenance costs.


The OSF 2000 HE has an external, top mounted, fan assembly and three-stage filtration, as standard. The first two stages consist of a filter cassettes with Nederman's FibreDrain® technology. The third stage is a class H13 HEPA filter with a 99.95% efficiency for MPPS, per EN1822. All tower-style OMF units are designed to accept an optional pre-filter. Nederman offers a wide selection of filters to fit a range of different applications.

- Three (3) filter stages. An optional pre-filter is available.
- Gauges for reading of pressure drop over each filter stage
- Extension legs
- Two (2) Ø315mm inlet locations, one blanked using clamp ring connection.

Product name	OSF 2000 HE
Standard	2009/125/EC
Volume (for shipping) (ft³)	154.33
Noise level (dB(A))	70 dB(A) @5' from service side, with optional external silencer.
Protection class	IP55
Filter efficiency (%)	99,95
Installation	Indoor
Material	Sheet metal, painted both in- and outside.
Filter cleaning method	Self-Draining
Working pressure (in. wg)	12.0" (External)
Capacity (max airflow cfm)	1177
Operating Temperature	140° F, (limited by filter media)
No of phases	3
Number of filter elements	6
Colour	NCS-S 1005 B20G
Weight (lbs)	761














## OSF 2000 HE

Image	Description	Power Voltage (V)	Frequency (Hz)	Amperage (A)	Power (Hp)	Model
		460	60	7.8	5 HP	12401199*
	OSF 2000. Inlet 2 x ø 315 mm clamp ring left or right. Drain 2 x 1" Female	400/690	50	7,2 / 4,2	5.0 HP (4.0 Kw)	12400011**

\*Plus two (2) optional filter elements.

\*\*Plus 2 optional filter elements. Incl extension legs.

## OSF 2000 HE

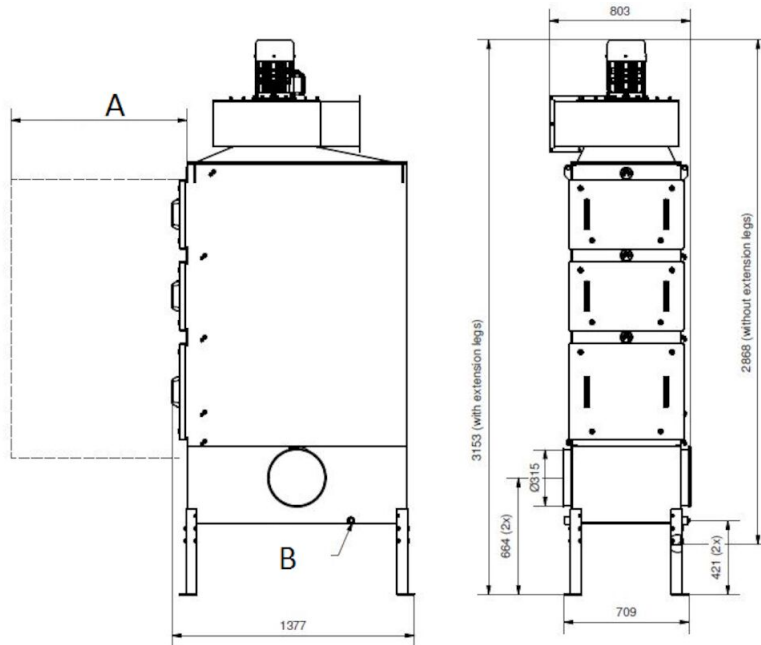
	Accessory	Part No
	Drain pump box, 50 Hz	12400054*
	Drain container with piping	12400764**
	Silencer 90° Ø250 (OSF2000)	12400014
	Transition NF 4 kW /Ø 250/1005	12400986
	Optional FibreDrain Pre Filter ORF 610x610x96 mm.	12400039
	FibreDrain Filter 1 OSF; 600x600x292 mm	12400006
	FibreDrain Filter 2 OSF; 600x600x292 mm	12400007
	HEPA Filter H13 610x610x292 mm	12400012
	Drain pump box, 50 Hz, 10 litre/min at 10m, including controller	12401330
	Drain pump box, 60 Hz, 10 litre/min at 5m, excluding controller	12401329***
	OSF/OMF Instruction manual for mounting system for electric components	12401342
	OMF/OSF/MQL mounting system for electrical components	12401341
	Frequency inverter with 2kPa pressure sensor. 4kW	73008915

\*Drain connection must be elevated min 200 mm from pump box support level

\*\*Drain connection must be elevated min 420mm from container support level

\*\*\*Controller available on request.

## OSF 2000 HE



A) 1000 mm min filler service space

B) Drainage DN25 (2x)