

Fan N27, Single phase





A centrifugal fan mainly designed for use with Nederman extraction products.

- Compact
- Easy to use

Product name	Fan N27, Single phase
Installation	Indoor, Outdoor
Material	Fan Casing: Galvanised steel. Impeller: Die cast aluminium.
Airflow (CFM)	1400 (1,1kW), 1950 (1,5kW)
Capacity (max airflow cfm)	800
Ambient temperature range	-20 to +40 C (-4 F to 104 F)
Operating Temperature	Max 140 F (60 C)
Frequency (Hz)	60
No of phases	1
Weight (lbs)	37











Fan N27, Single phase

Image	Description	Power Voltage (V)	Amperage (A)	Power (Hp)	Model
	Fan N27 208-230V 2Hp 1~ 60Hz	230	11	2.0 (1.5 Kw)	14514422
	Fan N27 115V 2Hp 1~ 60Hz	115	13,6/6,8	1.45 (1.1 Kw)	14510022

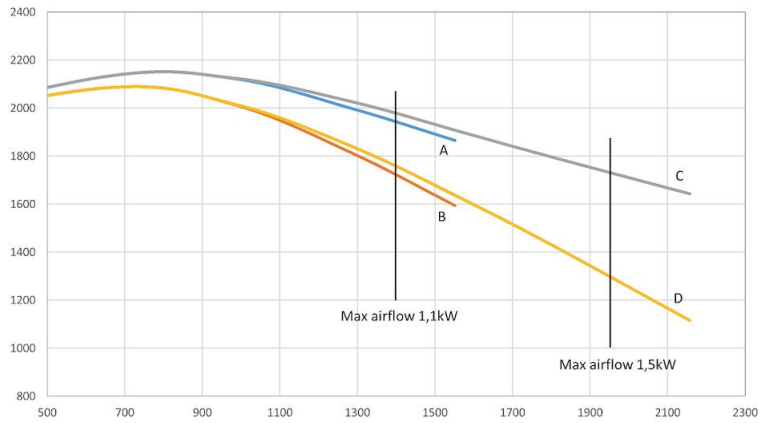
Fan N27, Single phase

	Accessory	Part No
	FMS 6,3 - 10	14502537
	FMS 14.5-19	14503037
	Adaptor Ø125/Ø100 mm	14341077
	Adaptor Ø125/Ø75 mm	14341080
	Adaptor Ø160/ext. Ø75 mm	14510426
	Coupling tube Ø75mm	14503626
	Adaptor Ø160/ext. Ø100 mm	14510526
	Adaptor Ø160 ext./Ø125 mm	14510626
	Adaptor Ø160/Ø150 mm	14511226
	Inlet adaptor for hose Ø160 mm	14510326
	Inlet and outlet adaptor for hose Ø160 mm	14322166
	Guard net (1 pcs)	14333181
	PVC hose. Ø100mm. l=5m	10500427
	PVC-hose. Ø125mm. l=5m.	10500527
	PVC-hose. Ø150mm. l=5m.	10500627
	PVC-hose Ø160mm. l=5m	10511026
	Coupling tube Ø100mm	14504626
	Coupling tube Ø125mm	14505626
	Coupling tube Ø150mm	14506626
	Coupling tube Ø160mm	14511326
	Nozzle with magnet. 250 x 30 mm. Aluminium. Hose connection Ø100 mm.	14500226
	Nozzle with magnet. 260 x 100 mm. Polycarbonate. Hose connection Ø100 mm.	14501226

Fan N27, Single phase

	Accessory	Part No
	Silencer for when when mounted on Original or Telescopic extraction arm	14502126
	Silencer for fan	14502626
	Silencer including quick release	14502226
	Wall bracket for silencer	14343089
	Split inlet Ø125 int. / 2xØ125 mm ext.	14500726
	Split inlet Ø160 int. / 2xØ100 mm ext.	14510726
	Split inlet Ø125 int. / 2xØ75 mm ext.	14500826
	Stand for fans N10, N16 and N24	14510126

Fan N27, Single phase



A: Total Pressure (1,1 kW, 1,5 hp)

B: Static Pressure (1,1 kW, 1,5 hp)

C: Total Pressure (1,5 kW, 2,0 hp)

D: Static Pressure (1,5 kW, 2,0 hp)

X-Axis: m³/h

Y-Axis: Pa

