
















Accessories for hose reels

	Description	Part no.
	Pivoting wall bracket for Series 876, 883, 888, 889 and 893. Hole spacing and dimensions for wall mounting are the same as on the reel foot plate. Galvanized Stainless steel	30372407 30372408
	Pivoting wall bracket for Series 884 and 886. Galvanized Stainless steel	30373667 30373668
	Wall mounting bracket for Series 876, when mounted high and with hose outlet facing downwards.	30321506
	Stainless steel swivels for Series 884, BSP thread. For hose 1.5 MPa (220 psi), 19 mm (3/4") For hose 10 MPa (1450 psi), 12.5 mm (1/2") For hose 20 MPa (2900 psi), 10 mm (3/8")	30371980 30371979 30371978
	Chromium plated brass. Blue. Provided with safe hand grip and insulated trigger. Connection = 1/2" Female BSP	30400110
	Stainless steel, quality 316. White. Provided with safe hand grip and insulated trigger. Connection = 1/2" Female BSP	30400210
	For high temperature water. Stainless steel, quality 316. Red. Provided with safe and insulated hand grip and insulated trigger. Connection = 1/2" Female BSP	30400310
	EX-approved by TÜV for use in Zone 1, 2 and 22. Stainless steel, quality 316. Black. Provided with safe and insulated hand grip and insulated trigger. Connection = 1/2" Female BSP	 30400211
	With high blowing force and ergonomic design. Housing and trigger of POM / Acetal plastic. Airpipe in electro-plated steel. Connection = 1/4" Female BSP	30410110
Swivelling low pressure couplings – Adapter / Hose tail – 1.5 MPa (220 psi)		
	1/2" male BSP – 3/8" hose tail – Brass 1/2" male BSP – 1/2" hose tail – Brass 1/2" male BSP – 3/4" hose tail – Brass 1/2" male BSP – 3/8" hose tail – Stainless steel 1/2" male BSP – 1/2" hose tail – Stainless steel 1/2" male BSP – 3/4" hose tail – Stainless steel	30430110 30430210 30430310 30430410 30430510 30430610
Swivelling low pressure couplings – Adapter / Adapter – 1.5 MPa (220 psi)		
	1/2" male BSP – 3/8" male BSP – Brass 1/2" male BSP – 1/2" male BSP – Brass 1/2" male BSP – 3/4" male BSP – Brass 1/2" male BSP – 3/8" male BSP – Stainless steel 1/2" male BSP – 1/2" male BSP – Stainless steel 1/2" male BSP – 3/4" male BSP – Stainless steel	30430710 30430810 30430910 30431010 30431110 30431210
Swivelling high pressure couplings – Adapter / Adapter – 20 MPa (2900 psi)		
	3/8" male BSP – 3/8" male BSP – Plated steel 3/8" male BSP – 3/8" male BSP – Stainless steel	30431310 30431410
Swivelling low pressure couplings – Adapter / Adapter – 1.5 MPa (220 psi)		
	1/2" male BSP – 3/8" female BSP – Brass 1/2" male BSP – 1/2" female BSP – Brass 1/2" male BSP – 3/4" female BSP – Brass 1/2" male BSP – 3/8" female BSP – Stainless steel 1/2" male BSP – 1/2" female BSP – Stainless steel 1/2" male BSP – 3/4" female BSP – Stainless steel 1/2" male BSP – 3/4" female BSP – Stainless steel – EX-approved	 30431510 30431610 30431710 30431810 30431910 30432010 30432110