

## Hose Reel 884

Heavy duty hose reel for air, water, oil and grease.


















Strong, durable and highly corrosion resistant. Suitable for long and heavy hoses. Made of recycled aluminium with corrosion resistant paint and an impact-resistant, composite drum. Ball bearings in drum and swivel

- Spring made of high tensile steel with the right tension for even and ergonomic retraction and minimized torque loss over time
- Ball bearings for smooth motion, minimized friction and high durability.
- Easy to mount on floor, wall or ceiling. The adjustable angle of the outlet arm ensures ergonomic handling while minimizing friction and wear.
- Open design for easy cleaning and servicing.
- The recycled aluminium and composite drum reduces the environmental impact.
















Product name	Hose Reel 884
Material recycling (% weight)	100
Connection hose length (m)	1
Colour	Grey
Weight (kg)	31,5
Corrosion resistance	Standard
Electric/Spring driven	Spring









# Hose Reel 884

Image	Description	Type of hose <sup>1</sup>	Media	Delivered with hose	Distribution hose length (m)	Diameter, connection hose (mm)	Distribution hose diameter (mm)	Max working pressure (Mpa)	Max hose length	Model
	Hose reel Ser 884 without swivel			No			19	1,5	15	30860084*
				No					20	30860184**
			Compressed air Water	Yes	30	12,5	12,5	1,5		30860284
			Diesel	No				5	15	30860484***
		I	Oil	Yes	30	12,5	12,5	7,5		30860584
			Oil	No			12,5	7,5	30	30860684*** *
		B	Oil	Yes	10	25	25	5		30860784
			Oil	No			25	5	10	30860884*** **
		J	Grease	Yes	25	6	6	35		30860984
			Oil	No			19	5	15	30861184***
		I	Oil	Yes	15	19	19	5		30861084
		I	Oil	Yes	20	12,5	12,5	7,5		30861284
			Oil	No			12,5	10	20	30861384*** *
		G	Water high pressure	Yes	25	10	10	25		30861484
			Water high pressure	No			10	25	25	30861584*** ***

# Hose Reel 884

Image	Description	Type of hose <sup>1</sup>	Media	Delivered with hose	Distribution hose length (m)	Diameter, connection hose (mm)	Distribution hose diameter (mm)	Max working pressure (Mpa)	Max hose length	Model
		E	Water ,Food	Yes	10	25	25	2		30861684
		E	Water ,Food		15	19	19	2		30861784
		E	Water ,Food	Yes	20	12.5	12.5	2		30861884
		D	Compressed air ,Water	Yes	10	25	25	1,5		30861984
			Compressed air ,Water	No			25	1,5	10	30862084*** **
		D	Compressed air ,Water	Yes	15	19	19	1,5		30862184
			Compressed air ,Water	No			19	1,5	15	30862284***
		D	Compressed air ,Water		20	12,5	12,5	1,5		30862384
			Compressed air ,Water	No			12,5	1,5	20	30862484*** *
		D	Compressed air ,Water	Yes	30	12,5	12,5	1,5		30862584*** ****
		J	Grease	Yes	25	10	6	35		30862684*** ****
		D	Oil	Yes	15	19	19	5		30862784*** ****
			Oil	No			19	5	15	30862884*** ****
		D	Oil	Yes	20	12.5	12.5	7,5		30862984*** ****
		G	Water high pressure	Yes	25	10	10	25		30863084*** ****

# Hose Reel 884

Image	Description	Type of hose <sup>1</sup>	Media	Delivered with hose	Distribution hose length (m)	Diameter, connection hose (mm)	Distribution hose diameter (mm)	Max working pressure (Mpa)	Max hose length	Model
			Water high pressure	No				25	25	30863184*** *****
		D	Compressed air ,Water	Yes	15	19	19	1,5		30863284*** *****
		D	Compressed air ,Water	Yes	20	12,5	12,5	1,5		30863384*** *****
				No					30	30863484*** *****
			Oil	Yes	20	19	19	5		30863584
			Compressed air ,Water	No				1,5	30	30860384*** *****

\*Without swivel. For 25 mm hose diameter max 10m hose length.

\*\*Without swivel

\*\*\*For 19 mm hose

\*\*\*\*For 12,5 mm hose

\*\*\*\*\*For 25 mm hose

\*\*\*\*\*For 10 mm hose

















\*\*\*\*\*NPT

\*\*\*\*\*For 10 or 12,5 mm hose

<sup>1</sup> See table below

Hose type	Specification	Temperature range, °C	Hose fittings in free hose end, distribution hose	Hose fitting on free hose end, inlet hose	Hose connection on reel, distribution hose	Hose connection on reel, inlet hose
I	Cover and inner tube in SBR based rubber. Single steel braid	-40 - 100	Female 60° cone, chrome plated	Female 60° cone, chrome plated	Male 60° cone	Male 60° cone
B	Cover in NBR/PVC and inner tube in NBR. Synthetic textile braid	-30 - 100	Male, chrome plated		Hose nipple + clip	Hose nipple 1/2 + clip
J	Cover and inner tube in synthetic, oil resistant rubber. Double steel braid	-40 - 100	Female 60° cone, chrome plated	Female 60° cone, chrome plated	Male 60° cone	Male 60° cone
G	Cover and inner tube in synthetic rubber. Single steel braid	-40 - 155	Female 60° cone, chrome plated. With rubber hose grip	Female 60° cone, chrome plated	Male 60° cone	Male 60° cone
E	Cover in NBR/PVC and inner tube in food grade quality NBR. Synthetic textile braid	-30 - 100	Male 60° cone, chrome plated	Female 60° cone, chrome plated	Male 60° cone	Male 60° cone
D	Cover in NBR/PVC and inner tube in NBR. Synthetic textile braid	-30 - 100	Male, chrome plated		Hose nipple + clip	Hose nipple + clip

# Hose Reel 884

	Accessory	Part No
	Roller guide.	30341550
	Water gun in chromium plated brass	30400110
	Water gun in stainless steel 316	30400210
	Water gun EX	30400211
	Water gun in stainless steel 316	30400310
	Air gun, standard.	30410110
	Swivelling coupling 3/8(m)-3/8(m)HP	30431310
	Swiv. coupling 3/8(m)-3/8(m) HP SS	30431410
	Swivl. coupl. 1/2(m)-3/8(f) brass	30431510
	Swivl. coupl. 1/2(m)-1/2(f) brass	30431610
	Swivel coupling 1/2(m)- 3/4 (f) bra	30431710
	Swivl. coupl. 1/2(m)-3/8(f) SS	30431810
	Swivl. coupl. 1/2(m)-1/2(f) SS	30431910
	Swivl. coupl. 1/2(m)-3/4(f) SS	30432010
	Pivoting Wall bracket FZB	30373667
	Inlet kit for hose reel 1/2" with ball valve	30511550
	Inlet kit for hose reel 3/8"	30511650
	Inlet kit for hose reel 1/2"	30511750
	Pivoting Wall bracket Stainless Steel	30373668

# Hose Reel 884

