

Exhaust Hose NR-CP

Crush-proof rubber hose

Specifically designed to be flexible and ductile, and to have a very low pressure drop. They are resistant to all chemicals in diesel and petrol exhaust fumes, and show high resistance to mechanical stress.












- For more rugged and intensive use.
- Temperature range:
Continuous use: +150 °C (300 F).
Short-term use: +170 °C (350 F).
- Flexible minimal bending radius








Product name	Exhaust Hose NR-CP
Type of hose	[NRCP]
Note	



Exhaust Hose NR-CP



[image]	Diameter, hose (in)	Hose length (ft)	Weight (lbs)	[model]
	4	33	1,15 kg/m	20807962
	4	16	1,15 kg/m	20808162
	5	33	1,3 kg/m	20808362
	6	33	1,50 kg/m	20808962
	6	16	1,50 kg/m	20808762
	3	8	0,83 kg/m	20820162
	3	16	0,83 kg/m	20820262
	4	8	1,15 kg/m	20820362
	4	16	1,15 kg/m	20820462
	4	25	1,15 kg/m	20820562
	4	25	1,15 kg/m	20808062
	4	33	1,15 kg/m	20820662
	5	6	1,30 kg/m	20820762
	5	25	1,30 kg/m	20820862
	5	24	1,30 kg/m	20820962

Exhaust Hose NR-CP


















[image]	Diameter, hose (in)	Hose length (ft)	Weight (lbs)	[model]
	5	8	1,30 kg/m	20821062
	6	16	1,50 kg/m	20821162
	6	16	11.05	20821262
	6	24	11	20821362
	6	33	1,50 kg/m	20821462
	8	5	1,90 kg/m	20810762
	8	33	1,90 kg/m	20823962
				86900245

Hose type	Specification	Temperature range, °C	Hose fittings in free hose end, distribution hose	Hose fitting on free hose end, inlet hose	Hose connection on reel, distribution hose	Hose connection on reel, inlet hose
NRCP		-40 to +150 Deg. C (Intermittent +170 Deg. C)				

Exhaust Hose NR-CP

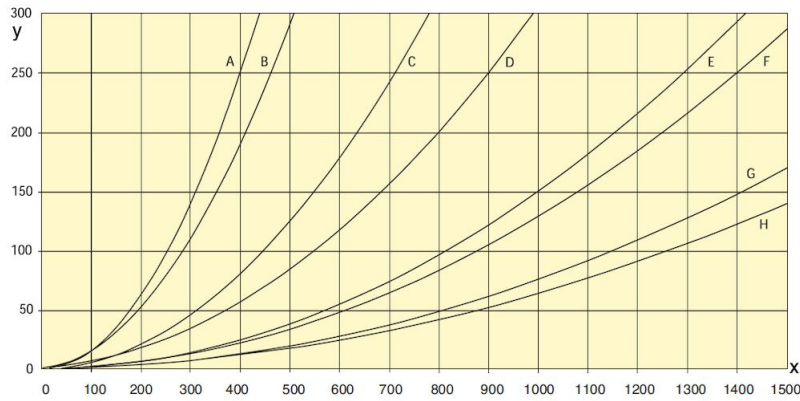
	[accessory]	[partno]
	Hose clip with rubber sleeve, pair Ø75	20342489
	Hose suspension, hard plastic Ø75 mm	20373615
	Hose suspension, hard plastic Ø100 mm	20373607
	Hose suspension, hard plastic Ø150 mm	20373609
	Hose suspension, hard plastic Ø125 mm	20373608
	Hose clip with rubber sleeve, pair Ø150	20331552
	Hose clip with rubber sleeve, pair Ø100	20342490
	Hose clip with rubber sleeve, pair Ø125	20342712
	Hose clip with rubber sleeve, pair Ø200	20373838
	Quick coupler 100mm (4 in) - 2 pcs	20374641
	Connection kit 4" for quick coupler	20375048
	Quick coupler, male, Ø100 incl. rubber sleeves and hose clip	20375049*
	Quick coupler, male, Ø150 incl. rubber sleeves and hose clip	20376017
	Y-pipe Ø100 (4 in)/100 (4 in)/100 (4 in)	20376647
	Hose coupling 100 (4")	20947410
	Hose coupling 125 (5")	20948710
	Hose coupling 150 (6")	20948810
	Hose coupling 200 (8")	20948910
	Y adapter 3x4" Nrcp hose	20374276
	Reduction 200mm (8 in)-150mm (6 in)	20374284
	Quick coupling D=100 (4") male	20947710
	Quick coupling D=100 (4") female	20948110

Exhaust Hose NR-CP

	[accessory]	[partno]
	Quick coupling D=150 (6") female	20948310
	Quick coupling D=150 (6") male	20947910
	Connection set 3"	20373286
	Connection set 4"	20373287
	Connection set 5"	20373288
	Connection set 6"	20373289
	Connection set 8"	20373290
	Bend 4".	20344591
	Bend 5".	20344592
	Bend 6".	20344593
	Bend 90°, ø 200 mm (8")	20371927
	Quick safety coupler incl. rubber sleeves and hose clips, Ø100	20374541*
	Quick safety coupler incl. rubber sleeves and hose clips, Ø150	20374543*
	Connector 6"-5". steel.	20344353
	Connector 5"-4". steel.	20344354
	Connector 4"-3". steel.	20342483
	Hose suspension, adjustable rubber Ø100 - 150 mm	20374530
	Junction pipe d=160 (6.25 in)	20371413
	5in Clip Grip/Bridge Hose Clamp	87000932

**Use the key ring on the one end of the coupling to more easily connect and reconnect the two hose ends or to disconnect the two hose ends.*

Exhaust Hose NR-CP



Y = Pressure drop Pa/m

X = Airflow m³/h

A= Ø75 mm (3") on reel

B= Ø75 mm (3") straight

D= Ø100 mm (4") straight

C= Ø100 mm (4") on reel

E= Ø125 mm (5") on reel

F= Ø125 mm (5") straight

G= Ø150 mm (6") on reel

H= Ø150 mm (6") straight