

## Extraction Arm Original

The Original arm is the perfect extractor for capturing welding smoke, fumes and dust in workshops









The Original welding fume extraction arm is the perfect solution for extracting welding smoke, fumes and dust in workshops. Our extractor's patented design ensures optimum fume and dust capturing capacity and maneuverability. The extraction hood has integrated easy-to-reach buttons for lighting and fan control. The extractor is suspended by a swivel, which allows the product to rotate 360 degrees. This makes the extraction arm flexible in all directions and very simple to position. The Original extraction arm can be mounted in combination with different brackets, extension arms, on exhaust rails or on fixed or portable filter equipment. The product is equipped with a damper in the hood as standard. The welding fume extraction arm is available in lengths from 2-5 m (6,6-16 ft), and can be mounted on a ceiling, wall or bench or to an extension bracket. A wide range of accessories give unlimited possibilities to match the needs at any workplace.

- A swivel allows the product to rotate 360 degrees
- Flexible extractor in all directions and simple to position.
- Damper in the hood as standard
- Thousands of installations worldwide

Product name	Extraction Arm Original
Noise level (dB(A))	63-75
Installation	[Indoor]
Fume temperature	Max 70 C (158 F)
Extraction arm diameter (mm)	160
Airflow (m <sup>3</sup> /h)	700-1000
Diameter, hose (mm)	



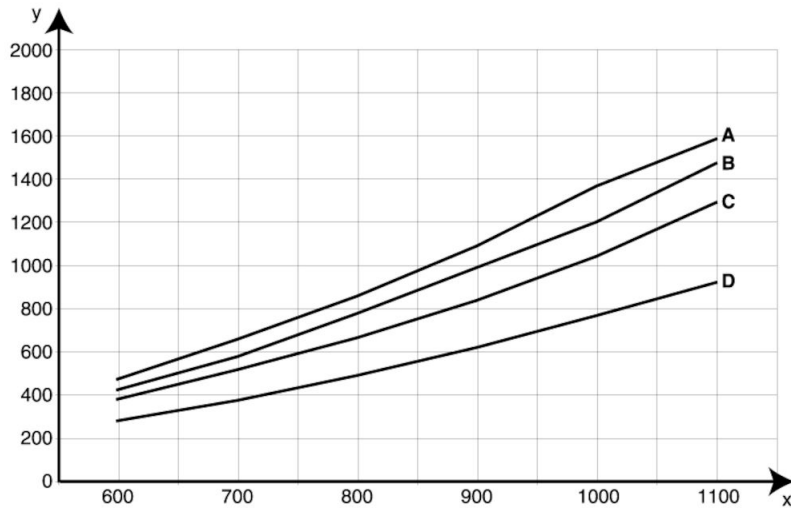
## Extraction Arm Original

[image]	Description	Arm length (m)	Colour	Weight (kg)	[model]
	Original Arm- 2m	2	Blue	11	10554235
	Original Arm - 3m	3	Blue	13	10554335
	Original Arm, Vertical link	4	Blue	16	10554435
	Original Arm , Horizontal link	4	Blue	16	10554535
	Original	5	Blue	18	10554935
	Original arm 2 m + N16 fan, 3-phase, 230/400V + wall bracket + manual starter	2	Blue		10230030
	Kit Original arm 3 m + N24 fan, 3-phase, 230/400V + wall bracket + manual starter	3	Blue		10230040
	Kit Original arm 4 m vertical + N24 fan, 3-phase, 230/400V + wall bracket + manual starter	4	Blue		10230050
	Windscreen adhesive extractor with damper	4	Blue	17	10553535

## Extraction Arm Original

	[accessory]	[partno]
	LED lamp for fume extractor (replacement)	10376969
	Wall bracket for 4 m extraction arm	10550635
	Wall bracket 1m	10550735
	Wall bracket 2m	10550835
	LED light/fan switch Original	10376922
	LED Spotlight Metal hood	10376924
	Spark protection for Original/NEX MD-hood	10551335
	Hood for Original arm	10374308
	Transformer 230/250V to 24V, 25 VA	10363189
	Transformer 230/250 V to 24 V, 75 VA.	10361560
	Windscreen adhesive extr. hood.	10372173
	Airflow indicator 500-4500 Pa	10375373
	Airflow indicator 40-600 Pa	10375374
	Spark filter for large metal hood (10321542)	10376329
	Spark filter f. round metal hoods	10373118
	Hood. aluminium. with damper.	10321542

## Extraction Arm Original



X: airflow m³/h, Y: static pressure Pa, A = 4 m horizontal, B =

4 m vertical, C = 3 m, D = 2 m

