

Extraction Arm Telescopic

The arm is flexible in all directions and simple to position and to extend




The Nederman Telescopic arm is specially designed for working environments with fumes, vapours or non explosive dust, where the space is limited. Typical workplaces can be welding schools or for production in small welding booths, or other industrial processes where a small, easily positioned arm is required. The reach of the arm is between 0.9 and 1.6m (3 and 5 ft).

- The arm has a balanced telescopic action by an adjustable balance block
- The product is suspended by a swivel, which allows the product to rotate 360 degrees










Product name	Extraction Arm Telescopic
Noise level (dB(A))	76
Installation	[Indoor]
Fume temperature	Max 70° C (158 F)
Extraction arm diameter (in)	6
Airflow (CFM)	800
Colour	Blue
Diameter, hose (in)	6 in



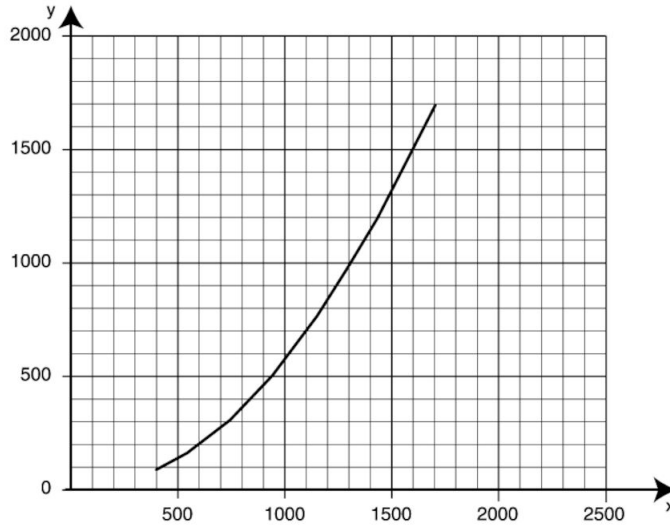
Extraction Arm Telescopic

[image]	Description	Arm length (ft)	Weight (lbs)	[model]
	Telescopic arm (0,9 - 1,6 m) without hood or hose	3 ft - 5 ft	26	10502431
	Fume extractor arm telescopic with original hood	3 ft - 5 ft	26	10502331
	Fume extractor arm telescopic with metal hood	3 - 5	26	10502531
	Fume extractor arm telescopic with metal hood with damper	3 ft - 5 ft	26	10502731
	Telescopic exhaust system without trolley		Complete extraction unit, 81 lbs (37 kg) Rail incl sealing lips, 5 lb/ft (6.7 kg/m)	20808164

Extraction Arm Telescopic

	[accessory]	[partno]
	Wall bracket for extraction arm	10550635
	Wall bracket 1m	10550735
	Wall bracket 2m	10550835
	Hood, aluminium, with damper.	10321542
	Hood for telescopic arm.	10371086
	Transformer 230/250 V to 24 V, 75 VA.	10361560
	Airflow indicator 500-4500 Pa	10375373
	Airflow indicator 40-600 Pa	10375374
	Spark filter for large metal hood (10321542)	10376329
	Spark filter f. round metal hoods	10373118
	Transformer 230/250 V to 24 V, 25 VA.	10363189
	Fan switch for starting/stopping	10371080
	Electrical Control Box for Light Kit, 115/230V Single Phase	89115569
	Electrical control box for light pkge, 230/460V Three Phase	89115570

Extraction Arm Telescopic



X: airflow, m³/h, Y: static pressure Pa

