

Extractor on rail

Fume extractor on rail for long work areas





The Nederman fume extractor trolley with extractor arm, is intended to be used in combination with the rail Nederman ALU 150 when extraction from long working areas is required.

- One extraction arm can serve several work places
- The trolley is easily moved along the rail
- Suitable when welding along long work pieces
- The trolley fits all Nederman extraction arms

Product name	Extractor on rail
Diameter, hose (mm)	
Weight (kg)	11,5




Extractor on rail

Image	Description	Model
		20940210
	Original Arm - 2m	10554235

Extractor on rail

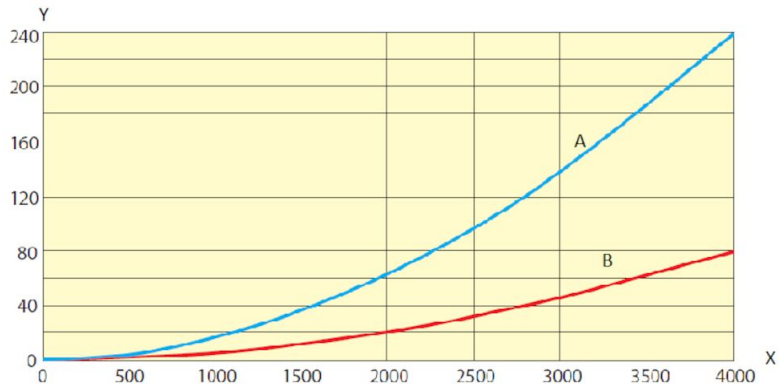
	Accessory	Part No
	Rail stiffner (2 pcs), and angle profile (2pcs)	20373942
	Extractor top ø250	20940410
	ALU 150, length = 2,5 m	20900510*
	ALU 150, length = 5,0 m	20900610*
	ALU 150, length = 7,5 m	20900710*
	ALU 150, length = 10,0 m	20900810*
	ALU 150, length = 12,5 m	20900910*
	ALU 150, length = 15,0 m	20901010*
	ALU 150, length = 17,5 m	20901110*
	ALU 150, length = 20,0 m	20901210*
	ALU 150, length = 22,5 m	20901310*
	ALU 150, length = 25,0 m	20901410*
	ALU 150, length = 27,5 m	20901510*
	ALU 150, length = 30,0 m	20901610*
	ALU 150, length = 35,0 m	20901710*
	ALU 150, length = 40,0 m	20901810*
	ALU 150, length = 45,0 m	20901910*
	ALU 150, length = 50,0 m	20902010*
	Original Arm- 2m	10554235
	Original Arm , Horizontal link	10554535
	Original Arm, Vertical link	10554435
	Original Arm - 3m	10554335

Extractor on rail

Accessory		Part No
	Fume extractor arm telescopic with original hood	10502331
	Fume extractor arm telescopic with metal hood	10502531
	Fume extractor arm telescopic with metal hood with damper	10502731
	Extraction arm NEX MD	10561132
	Extraction arm NEX MD	10561032
	Extractor arm NEX HD 2m	10560232
	Extractor arm NEX HD 3m	10560332

**Straight exhaust rail ALU 150 incl. suspension brackets. For lengths > 50 m, please contact your Nederman dealer.*

Extractor on rail



Y = Pressure drop (Pa), X = air flow (m³/h)
A = ALU Ø150 mm
B = ALU Ø250 mm