

Hose Reel 883

Retractable hose reel suitable for vehicle repair shops, garages and maintenance workshops.



A fully plate encased and robust, medium sized retractable hose reel. A highly suitable hose reel for applications in vehicle repair and maintenance workshops. The retractable hose reel is supplied with loose quick hitch for easy installation.












The hose reel 883 is retractable and has an optimized spring force, ensuring that the hose retracts smoothly and evenly onto the drum. The high quality spring is pre-tensioned at the factory to suit a wide range of applications, and is well protected inside the drum cavity. The self retracting hose reel 883 is very easy to mount, either on walls, ceilings or floors.

- Spring tension easily adjustable from the outside
- Fast and easy to service
- Simple hose replacement without dismantling the reel








Product name	Hose Reel 883
Material	Sheet metal casing
Material recycling (% weight)	100
Connection hose length (m)	1
Weight (kg)	15
Corrosion resistance	Standard
Electric/Spring driven	Spring



Hose Reel 883

[Image]	Type of hose ¹	Media	Delivered with hose	Colour	Distribution hose length (m)	Diameter, connection hose (mm)	Distribution hose diameter (mm)	Max working pressure (Mpa)	Max hose length	[model]
		Compressed air ,Water		Black				1,5	15	30800783*
		Compressed air ,Water		Black			12.5	1,5	10	30800983**
		Compressed air ,Water		Black	10	12.5	12.5	1,5		30801083
		Oil		Black			12.5	7,5	10	30801183**
				Black			6	35	15	30801383***
		Water high pressure		Black			10	25	13	30802183****
		Water high pressure		Black	13	10	10	25		30802283
		Water high pressure		White	13	10	10	25		30803883
		Water high pressure		White			10	25	13	30803783****
		Oil		Black	10	12.5	12.5	7,5		30801283
		Oil		White			12.5	7,5	10	30806183
		Oil		White	10	12.5	12.5	7,5		30806283
				Black	15	6	6	35		30801883
		Compressed air ,Water		White	15	12.5	10	1,5		30807283
		Compressed air ,Water		White	10	12.5	12.5	1,5		30851683

Hose Reel 883

[Image]	Type of hose ¹	Media	Delivered with hose	Colour	Distribution hose length (m)	Diameter, connection hose (mm)	Distribution hose diameter (mm)	Max working pressure (Mpa)	Max hose length	[model]
				White	15	6	6	35		30825283
				White	10	10	10	25		30825483
		Oil		Grey	10	12.5	12.5	7,5		30803283
				Grey	10	10	10	35		30806083
		Compressed air ,Water		Grey	15		10	1,5		30815483**
	Q			Grey	15	10	10	1,5		30809783*****
	Q			Black	15	10	10	1,5		30809683*****
		Compressed air ,Water		Black	15	12,5	10	1,5		30800883

*For 10 mm hose (connection hose 12.5 mm)

**For 12,5 mm hose

***For 6 mm hose















****For 10 mm hose

*****Hose couplings are 12mm (1/2")

¹ See table below

Hose type	Specification	Temperature range, °C	Hose fittings in free hose end, distribution hose	Hose fitting on free hose end, inlet hose	Hose connection on reel, distribution hose	Hose connection on reel, inlet hose
B		-30 - 100				
G		-40 - 155				
I		-40 - 100				
J		-40 - 100				
Q		-40 to +70				

Hose Reel 883

	[accessory]	[partno]
	Roller guide.	30341550
	Pivoting bracket.	30372407
	Water gun in chromium plated brass	30400110
	Water gun in stainless steel	30400210
	Watergun EX	30400211
	High temperature water gun	30400310
	Air gun, standard.	30410110
	Swivelling coupling 3/8(m)-3/8(m)HP	30431310
	Swiv. coupling 3/8(m)-3/8(m) HP SS	30431410
	Swivl. coupl. 1/2(m)-3/8(f) brass	30431510
	Swivl.coupl. 1/2(m)-1/2(f) brass	30431610
	Swivel coupling 1/2(m)- 3/4 (f) bra	30431710
	Swivl. coupl. 1/2(m)-3/8(f) SS	30431810
	Swivl coupl. 1/2(m)-1/2(f) SS	30431910
	Swivl.coupl. 1/2(m)-3/4(f) SS	30432010
	Inlet kit for hose reel 1/2" with ball valve	30511550
	Inlet kit for hose reel 3/8" with ball valve 3/8", 3/8"-3/8" adapter and 1/4" - 3/8" adapter.	30511650
	Inlet kit for hose reel 1/2" with ball valve 1/2", 1/2" adapter, 1/2"-1/2" nipple and hose clamp	30511750

Hose Reel 883

