

## Hose Reel 888

Medium sized open hose reel.

---



Thanks to the open design, the reels are very easy to service, maintain and keep clean. Can be installed on wall or on the ceiling.

- Outlet position can be adjusted through 120° for optimum pull-out and pull-in angle.
- Spring power can easily be adjusted from the outside.
- Ratchet easily disengaged when required.


Product name	Hose Reel 888
Connection hose length (m)	1
Corrosion resistance	Standard
Electric/Spring driven	Spring



## Hose Reel 888

[Image]	Type of hose	Media	Delivered with hose	Colour	Distribution hose length (m)	Diameter, connection hose (mm)	Distribution hose diameter (mm)	Max working pressure (Mpa)	Weight (kg)	Max hose length	[model]
		Compressed air ,Water		Black drum / Blue arm	10	12.5	12.5	1,5	16		30800888
		Water		Black drum / Blue arm	10	12.5	12.5	2	16		30801088
		Water high pressure		Black drum / Blue arm	15	10	10	25	16		30801888
				Black drum / Blue arm	15	10	10	35	18		30804288
		Oil		Black drum / Blue arm	10	12.5	12.5	7,5	16		30804688
				Black drum / Blue arm	15	6	6	35	16		30804888
				Black drum / Blue arm	10	10	10	35	14		30805088
		Compressed air ,Water		Black drum / White arm	15	12.5	10	1,5	11		30851088
		Oil		Black drum / Blue arm	10	12.5	12.5	7,5	16		30801688
				Black drum / Blue arm	15	6	6	35	16		30802688
		Compressed air ,Water		Black drum / Blue arm			10	1,5	11	15	30800388
		Compressed air ,Water		Black drum / Blue arm			12.5	1,5	11	10	30800788
		Water high pressure		Black drum / Blue arm			10	25	11	15	30801788
		Oil		Black drum / Blue arm			12.5	7,5	11	10	30801588
				Black drum / Blue arm			6	35	11	15	30802588

















## Hose Reel 888

[image]	Type of hose <sup>1</sup>	Media	Delivered with hose	Colour	Distribution hose length (m)	Diameter, connection hose (mm)	Distribution hose diameter (mm)	Max working pressure (Mpa)	Weight (kg)	Max hose length	[model]
		Compressed air, Water		Black drum / Blue arm	15	12.5	10	1,5	16		30800688

<sup>1</sup> See table below

Hose type	Specification	Temperature range, °C	Hose fittings in free hose end, distribution hose	Hose fitting on free hose end, inlet hose	Hose connection on reel, distribution hose	Hose connection on reel, inlet hose
B		-30 - 100				
E		-30 - 100				
G		-40 - 155				
J		-40 - 100				
I		-40 - 100				

## Hose Reel 888

	[accessory]	[partno]
	Roller guide.	30341550
	Pivoting bracket.	30372407
	Water gun in chromium plated brass	30400110
	Water gun in stainless steel	30400210
	Watergun EX	30400211
	High temperature water gun	30400310
	Air gun, standard.	30410110
	Swivelling coupling 3/8(m)-3/8(m)HP	30431310
	Swiv. coupling 3/8(m)-3/8(m) HP SS	30431410
	Swivl. coupl. 1/2(m)-3/8(f) brass	30431510
	Swivl.coupl. 1/2(m)-1/2(f) brass	30431610
	Swivel coupling 1/2(m)- 3/4 (f) bra	30431710
	Swivl. coupl. 1/2(m)-3/8(f) SS	30431810
	Swivl coupl. 1/2(m)-1/2(f) SS	30431910
	Swivl.coupl. 1/2(m)-3/4(f) SS	30432010
	inlet kit for hose reel 1/2" with ball valve	30511550
	inlet kit for hose reel 3/8" with ball valve 3/8", 3/8"-3/8" adapter and 1/4" - 3/8" adapter.	30511650
	Inlet kit for hose reel 1/2" with ball valve 1/2", 1/2" adapter, 1/2"-1/2" nipple and hose clamp	30511750

## Hose Reel 888

