

Hose Reel 886 Stainless

Stainless steel hose reel when corrosive resistance is required ideal for food processing industries.






This stainless steel hose reel, made entirely of stainless steel, is designed specifically for the food processing industry. It is very easy to clean thanks to rounded edges and features an easy to dismantle hose outlet, an externally mounted swivel, and a minimum number of material joints.

- Unique design makes easy cleaning
- Up to 25 m (82 ft.) hose capacity
- Meets international hygienic requirement

Product name	Hose Reel 886 Stainless
Connection hose length (ft)	-
Delivered with hose	[Without]
Colour	Stainless
Weight (lbs)	62
Note	NPT
Corrosion resistance	[StainlessSteel]
Electric/Spring driven	[Spring]
















Hose Reel 886 Stainless

[image]	Media	Distribution hose diameter (in)	Max working pressure (psi)	Max hose length	[model]
		1/2	1450	82	32800386*
		10	218	59	32800186
		12.5	3625	82	32801386

*NPT

Hose Reel 886 Stainless

	[accessory]	[partno]
	Pivoting Wall bracket Stainless Steel	30373668
	Water gun in chromium plated brass	30400110
	Water gun in stainless steel 316	30400210
	Water gun EX	30400211
	Water gun in stainless steel 316	30400310
	Swivelling coupling 3/8(m)-3/8(m)HP	30431310
	Swiv. coupling 3/8(m)-3/8(m) HP SS	30431410
	Swivl. coupl. 1/2(m)-3/8(f) brass	30431510
	Swivl. coupl. 1/2(m)-1/2(f) brass	30431610
	Swivel coupling 1/2(m)- 3/4 (f) bra	30431710
	Swivl. coupl. 1/2(m)-3/8(f) SS	30431810
	Swivl. coupl. 1/2(m)-1/2(f) SS	30431910
	Swivl. coupl. 1/2(m)-3/4(f) SS	30432010

Hose Reel 886 Stainless

