

600A EX

Um poderoso aspirador industrial fixo.



Um poderoso aspirador industrial fixo, excelente poder de sucção em distâncias horizontais e verticais.

- Robusto e eficiente, com filtro auto limpante.
- Very powerful and reliable ejector as vacuum producer
- Very powerful and reliable ejector as vacuum producer
- Legs with two height options

Nome do Produto	600A EX
Instalação	Interior
Método de limpeza do filtro	[CompressedAir]
Application	Poeira, Granulado, Areia, Granalha
Volume do balde (l)	146
Área Filtrante (m²)	2,5
Tipo de filtro	Filtro de velas
Material Filtrante	Antistatic Polyester
Compressed air requirement	5,3 Nm³/min
Max airflow (m³/h)	318
Noise level (dB(A))	75
Max vacuum (kPa)	-78
Inlet	76 mm (reducer to ø 51 mm included)
Peso (kg)	240
Hose length (m)	10
Hose diameter (mm)	51
Nota	ATEX - EX II 2 GD c IIB 60°C(T6) (Not for combustible dust)



Granulado



Areia





Granalha



Poeira

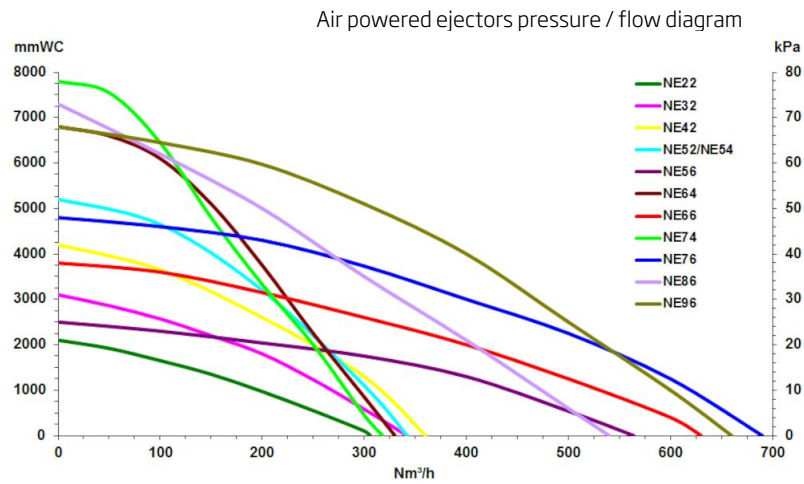


600A EX

[image]	Descrição	[model]
	600A EX, NE74, 1 quick coupling, with manual discharge valve	42260000*
	600A EX, NE74, 1 quick coupling, with bigbag holder and counterweight discharge valve	42260001*

*ATEX - EX II 2 GD c IIB 60°C(T6) (Not for combustible dust)

600A EX



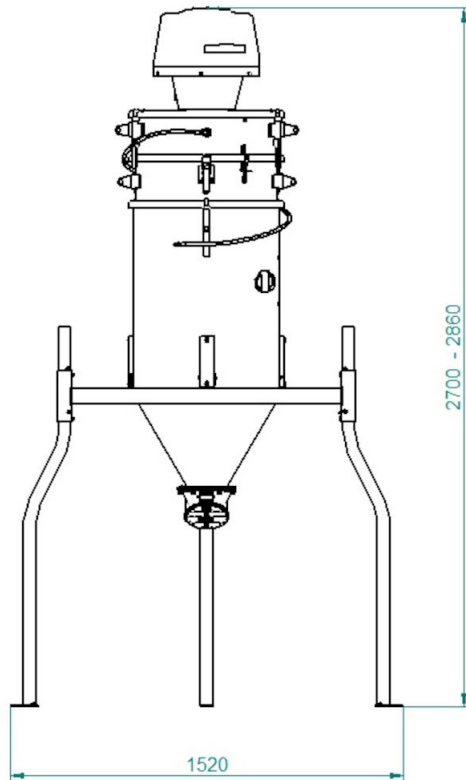
Air Powered ejectors

All performance data are based on 7 bar supply pressure

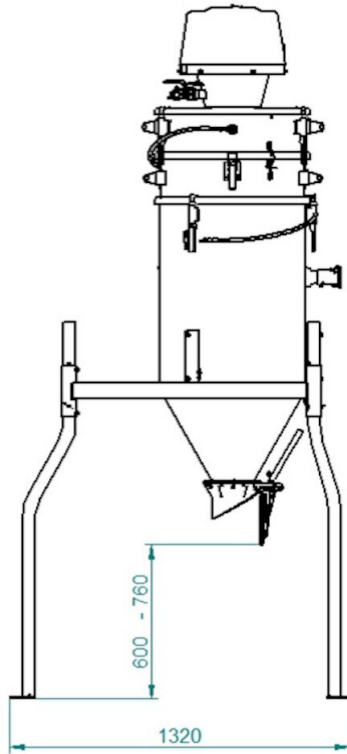
Necessary hose dimension for compressed air line							
Vacuum producer	Standard suction hose diameter (mm)	Distance from compressor (m)					
		12mm (1/2")	20mm (3/4")	25mm (1")	32mm (1 1/4")	38mm (1 1/2")	51mm (2")
NE14	38	1-8	9-58	59-200	201+		
NE22	51	1-8	9-58	59-200	201+		
NE32	51		2-22	23-69	70-110	111+	
NE42	51		1-8	9-41	42-100	101+	
NE52	51		1-6	7-29	30-70	71-160	161+
NE56	63		1-7	8-39	40-90	91-190	191+
NE64	76			1-21	22-41	42-102	103+
NE66	63			1-25	26-47	48-150	151+
NE74	76			1-15	16-31	32-63	64+
NE76	76			1-14	15-30	31-71	72+
NE96	76			1-4	5-11	12-32	33-125
							126+

Necessary hose dimension for compressed air line

600A EX



600A EX



600A EX

