

OMF 4000i

FibreDrain® oil mist collector for continuous operation.



Nederman FibreDrain® OMF oil mist collectors are designed to handle large amounts of emulsion mist during continuous operation. They are developed with focus on high efficient filtration together with low maintenance cost.



Nederman FibreDrain® OMF 4000i has as standard 3 filter-stages where the first stage consists of filter cassettes with Nederman's FibreDrain® technology. Nederman have a wide range of different types of filters to suit many different kind of applications. The third stage consists of a HEPA filter in filter class H13 with an efficiency of 99,95% for MPPS according to EN1822. All tower built Nederman FibreDrain® OMF units are prepared for use of pre filter. OMF 4000i have 2 in-built radial fans.

- Three filter stages, optional pre-filter
- Gauges for reading of pressure drop over each filter stage
- Extension legs
- Two inlet \varnothing 315 mm with clamp ring connection
- Starter and motor protection included

Product name	OMF 4000i
Standard	2009/125/EC
Volume (for shipping) (m³)	4.13
Noise level (dB(A))	50 Hz: 67 dB(A) @1,5 m from service side 60 Hz: 69 dB(A) @1,5 m from service side
Protection class	IP55
Filter efficiency (%)	99,95
Installation	Indoor
Material	Sheet metal, painted both in- and outside.
Filter cleaning method	Self-Draining
Working pressure (kPa)	Max 2500 Pa
Capacity (max airflow m³/h)	4000
Operating Temperature	40 deg C (inbuilt fan)
No of phases	3
Number of filter elements	6
Colour	NCS-S 1005 B20G
Weight (kg)	400
Power (kW)	2 x 2,2
Note	Plus 2 optional filter elements. Incl extension legs. Power 2 x 2,2 kW. Amperage 2 x 7,6/4,4 A.

















OMF 4000i

Image	Description	Power Voltage (V)	Frequency (Hz)	Amperage (A)	Model
	OMF 4000i, Inlet 2 x ø 315 mm clamp ring left or right. Drain 2 x 1" Female	230/400	50	2 x 7,6 / 4,4	12400848*
	OMF 4000i, Inlet 2 x ø 315 mm clamp ring left or right. Drain 2 x 1" Female	460	60	2 x 3,65	12401115*

**Plus 2 optional filter elements. Incl extension legs.
Power 2 x 2,2 kW. Amperage 2 x 7,6/4,4 A.*

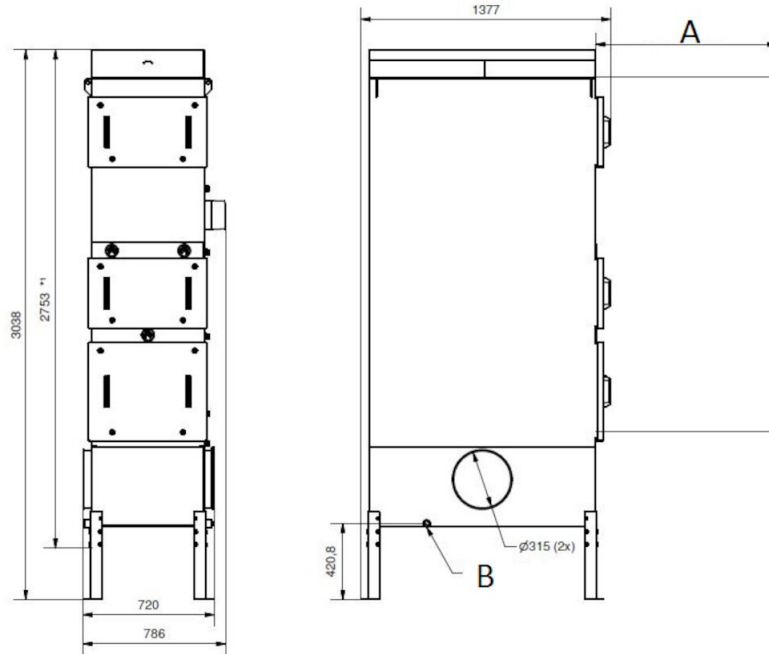
OMF 4000i

Accessory		Part No
	Drain pump box, 50 Hz, 10 litre/min at 5m, including controller	12400054*
	Drain container with piping	12400764**
	Optional FibreDrain Pre Filter ORF 610x610x96 mm.	12400039
	FibreDrain Filter 1 OMF; 600x600x292 mm	12400009
	FibreDrain Filter 2 OMF; 600x600x292 mm	12400010
	HEPA Filter H13; 610x610x292 mm	12400012
	Outlet transition, ø 315 mm for OSF2000i / OMF4000i	12400907
	Outlet transition, ø 400 mm for OSF2000i / OMF4000i	12400908
	Outlet transition, ø 450 mm for OSF2000i / OMF4000i	12400909
	Outlet transition, ø 500 mm for OSF2000i / OMF4000i	12400997
	Drain pump box, 50 Hz, 10 litre/min at 10m, including controller	12401330
	OSF/OMF Instruction manual for mounting system for electric components	12401342
	OMF/OSF/MQL mounting system for electrical components	12401341
	Frequency inverter with 2kPa pressure sensor, 5,5kW	73008916

*Drain connection must be elevated min 200 mm from pump box support level

**Drain connection must be elevated min 420mm from container support level

OMF 4000i



A) 1000 mm filter service space

B) Drain stud (x2)