

## OSF 1500 FC

FibreDrain® oil smoke collector for continuous operation.



Nederman FibreDrain® OSF oil smoke collectors are designed to handle large amounts of neat oil mist during continuous operation. They are developed with focus on high efficient filtration together with low maintenance cost.





Nederman FibreDrain® OSF 1500 FC has as standard 3 filter-stages where the first 2 stages consists of filter cassettes with Nederman's FibreDrain® technology. Nederman have a wide range of different types of filters to suit many different kind of applications. The third stage consists of a HEPA filter in filter class H13 with an efficiency of 99,95% for MPPS according to EN1822. OSF 1500 FC have an in-built radial fan.

- Three filter stages
- Gauges for reading of pressure drop over each filter stage
- Compact design
- Two inlet ø 200 mm with clamp ring connection
- Starter and motor protection included













Product name	OSF 1500 FC
Standard	2009/125/EC
Volume (for shipping) (m³)	2.21
Noise level (dB(A))	50 Hz: 67 dB(A) @1,5 m from service side 60 Hz: 69 dB(A) @1,5 m from service side
Protection class	IP55
Filter efficiency (%)	99,95
Installation	Indoor
Material	Sheet metal, painted both in- and outside.
Filter cleaning method	Self-Draining
Working pressure (kPa)	Max 2500 Pa
Capacity (max airflow m³/h)	1500
Operating Temperature	40 deg C (inbuilt fan)
No of phases	3
Number of filter elements	3
Colour	NCS-S 1005 B20G
Weight (kg)	270
Power (kW)	2,2
Note	



# OSF 1500 FC

Image	Description	Power Voltage (V)	Frequency (Hz)	Amperage (A)	Model
	OSF 1500 FC, Inlet Right or Back ø 200 mm clamp ring. Drain 1" Female	230/400	50	7,6 / 4,4	12400874
	OSF 1500 FC, Inlet Right or Back ø 200 mm clamp ring. Drain 1" Female	460	60	3,65	12401120
	OSF 1500 FC, Inlet Left or Back ø 200 mm clamp ring. Drain 1" Female	230/400	50	7,6 / 4,4	12400875
	OSF 1500 FC, Inlet Left or Back ø 200 mm clamp ring. Drain 1" Female	460	60	3,65	12401121

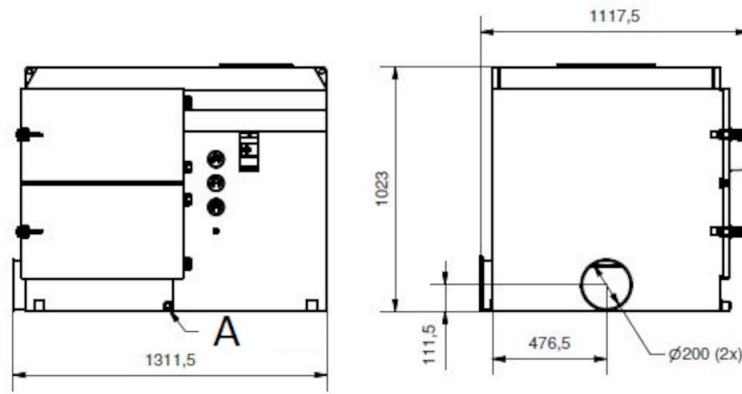
# OSF 1500 FC

Accessory		Part No
	Drain pump box, 50 Hz, 10 litre/min at 5m, including controller	12400054*
	Drain container with piping	12400764**
	FibreDrain Filter 1 OSF; 600x600x292 mm	12400006
	FibreDrain Filter 2 OSF; 600x600x292 mm	12400007
	Fibre Drain Filter 1 OSF; 600x300x292 mm	12400164
	FibreDrain Filter 2 OSF; 600x300x292 mm	12400169
	HEPA Filter H13; 610x610x150 mm	12400852
	High capacity HEPA-filter kit for FC	12400984
	Outlet connection OSF 1500FC - HEPA 610x610x292mm	12400761
	Outlet connection OSF 1500FC - HEPA 610x610x150mm	12400886
	Drain pump box, 50 Hz, 10 litre/min at 10m, including controller	12401330
	Frequency inverter with 2kPa pressure sensor. 2,2kW	73008914

\*Drain connection must be elevated min 200 mm from pump box support level

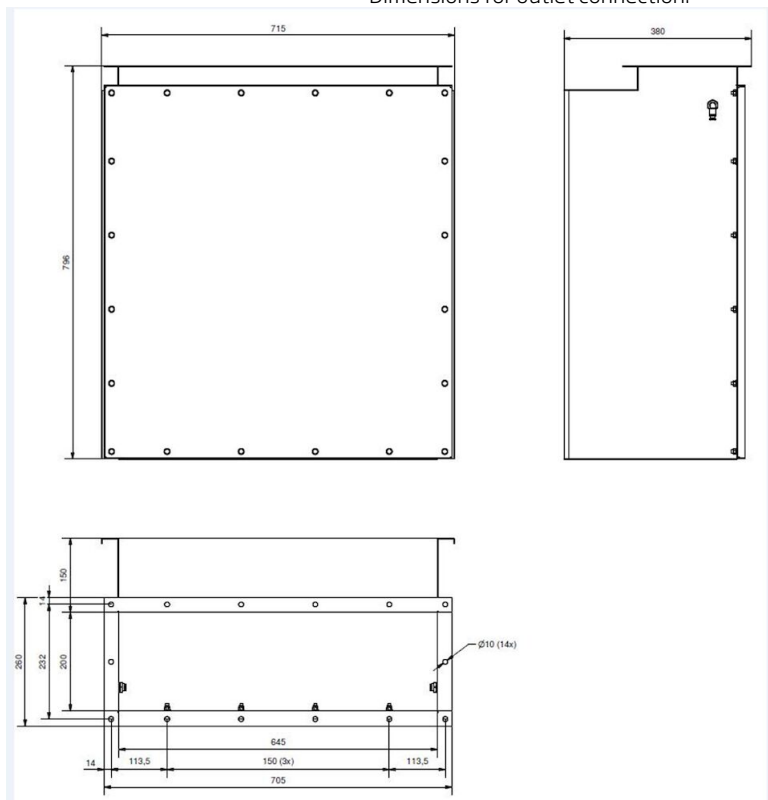
\*\*Drain connection must be elevated min 420mm from container support level

# OSF 1500 FC



A) Drain stud (x2)

Dimensions for outlet connection:



# OSF 1500 FC

Dimensions for outlet connection:

