

## Magna Track S

Exhaust extraction system for emergency stations with normal frequency / exit speed runs



1. Track, 2. Bracket, 3. Rubber stop, 4. Horizontal exhaust hose, 5. Trolley, 6. Elastic cord, 7. Vertical exhaust hose, 8. Nozzle, 9. Electro-magnet assembly, 10. Anchor plate, 11. Disconnection box, 12. Transformer

8-9: Distance (mm) between exhaust pipe and anchor plate for the different types of nozzles: HB 600 LL 600 ± 100 HB 900 LL 900 ± 100 Standard LL 1000 ± 200











The MagnaTrack S is an economical alternative to MagnaTrack HS designed for a normal frequency of runs and exit speeds. MagnaTrack S has an elastic cord inside the exhaust hose (instead of a balancer) and a rubber stop (instead of a hydraulic trolley stop). The track system serves one vehicle at a time. MagnaTrack S is available in lengths from 3.5 m to 12 m; (10 ft. to 39 ft.) and it fits vehicles with low mounted exhaust pipes.

- Capacity: 1 vehicle per system
- Exhaust pipes: low level tail pipes
- Normal exit speed up to 15 km/h - 10 mph
- For reverse-in (or drive-through)
- Optional automatic start/stop device that offers:
  - Practical control of fan start/stop
  - Safe control of air quality (source ventilation automatically starts when vehicle engine starts)
  - Simple programming
  - Approval for radio equipment acc. to EC directives, FCC (USA) and IC (Canada)

<b>Product name</b>	Magna Track S
<b>Weight (kg)</b>	4,0 kg/m
<b>Note</b>	Including: Aluminum track (1), Mounting brackets for 2.4 m distance (2), Rubber stop (3), Horizontal hose (4), Extraction trolley (5), Elastic cord (6), Vertical hose (7), Electro-magnet assembly (9), Anchor plate (10), Disconnection box (11) and Transformer (12)



## Magna Track S

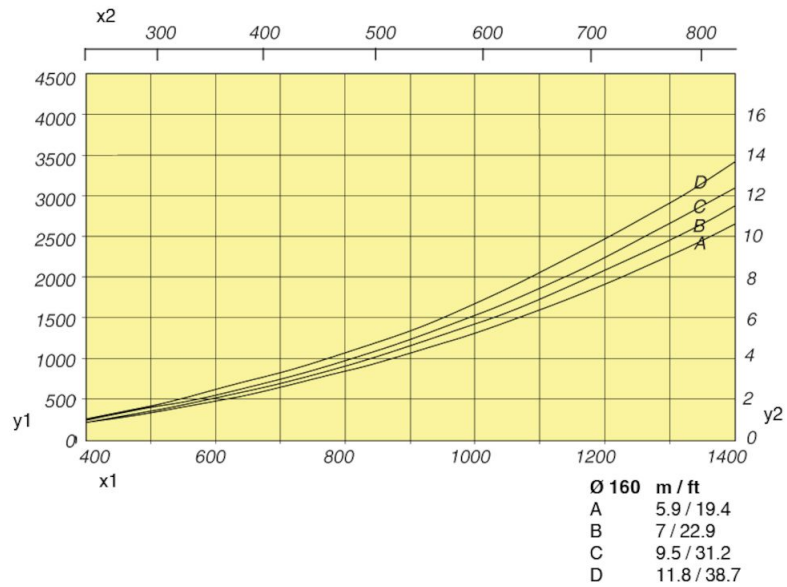
[Image]	Description	Diameter, hose (mm)	Hose length (m)	[model]
	Magna Track 5,9 m ø 160, with 3m vert	160	3 (vertical)	20812564*
	Magna Track 7 m ø 160, with 3m vertic	160	3 (vertical)	20812664*
	Magna Track 9,5 m ø 160, with 3m vert	160	3 (vertical)	20812764*
	Magna Track 11,8 m ø 160, with 3m ver	160	3 (vertical)	20812864*
	Magna Track 5,9 m ø 160, with 4m vert	160	4 (vertical)	20812964*
	Magna Track 7 m ø 160, with 4m vertic	160	4 (vertical)	20813064*
	Magna Track 9,5 m ø 160, with 4m vert	160	4 (vertical)	20813164*
	Magna Track 11,8 m ø 160, with 4m vert	160	4 (vertical)	20813264*
	Magna Track 5,9 m ø 130, with 4 m vert	130	3 (vertical)	20816064*
	Magna Track 5,9 m ø 130, with 3 m vert	130	4 (vertical)	20816864*

\*Including: Aluminum track (1), Mounting brackets for 2.4 m distance (2), Rubber stop (3), Horizontal hose (4), Extraction trolley (5), Elastic cord (6), Vertical hose (7), Electro-magnet assembly (9), Anchor plate (10), Disconnection box (11) and Transformer (12)

## Magna Track S

	[accessory]	[partno]
	Magna System Nozzle Standard, Ø160, Low Level	20802164
	Magna System Nozzle Ø160 (6") HB 600 Low Level	20802264
	Magna System Nozzle Ø160 (6") HB 900 Low Level	20802464
	Anchor plate for magnatrack.	20372003
	Anchor plate shutter in two parts	20371853
	Anchor plate, shutter: in 3 parts	20371868
	Radio transmitter vehicle GHz	20376723
	Radio Receiver GHz	20376724
	Handheld radio transmitter GHz	20376725
	Hydraulic shock absorber including bracket	20374391
	Program kit for radio system	20376726
	Hose protection ø130/160 (Pair)	20374428
	Twist support, HL nozzle	20374364
	Lengthening shaft, HL nozzle	20374359

## Magna Track S



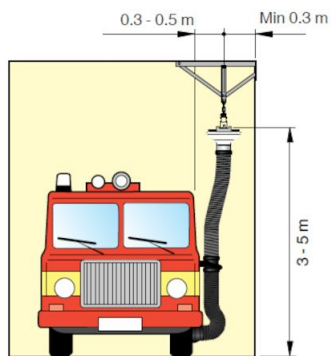
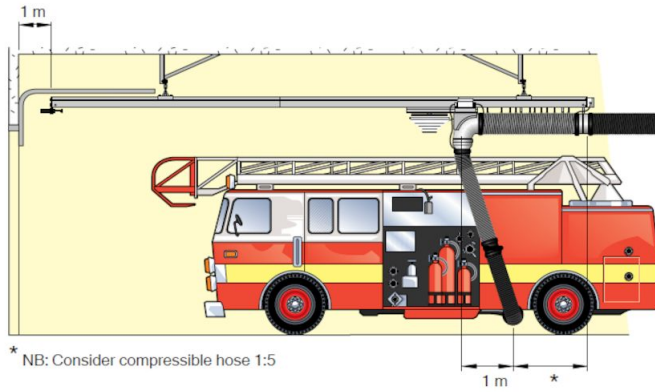
y1: Pressure drop (Pa),

x1: Airflow (m<sup>3</sup>/h)

x2: Airflow (cfm)

y2: Airflow (in w.c)

## Magna Track S



Length of rail, m / ft	No. of brackets
5.9 / 19.4	3
7 / 22.9	4
9.5 / 31.2	4
11.8 / 38.7	5