

Extraction Arm NEX S Ø160

Extraction arm that fulfills all requirements for use in environments containing explosive dust and gas, and with extremely high hygienic demands.



The NEX S arm fulfills all requirements for use in environments containing explosive dust and gas, and with extremely high hygienic demands. It has a double-earthed system and antistatic earthed ventilation hose that prevents static electricity and sparks. Open support arm system and hood of acid proofed polished stainless steel requires a minimum of maintenance and makes it easy to clean. The NEX S is not marked with the EX symbol since it does not fall under the scope of the directive 2014/34/EU. Even if it does not have the EX marking, it is highly suitable for use in zones 1/21, 2/22 according to ATEX-work directive 1999/92/EC. The arm is double-earthed, by the helix in the hose and through the arm system. The hose is made of antistatic Polyurethane.

- Little maintenance
- Easy to clean
- Double earthed
- Flexible arm, easy to position
- Recommended for use in explosive environments, zone 1/21, 2/22





Product name	Extraction Arm NEX S Ø160
Noise level (dB(A))	65-71
Installation	Indoor
Fume temperature	Max 70°C (158 F)
Extraction arm diameter (in)	160
Airflow (CFM)	1000
Colour	
Diameter, hose (in)	6 in



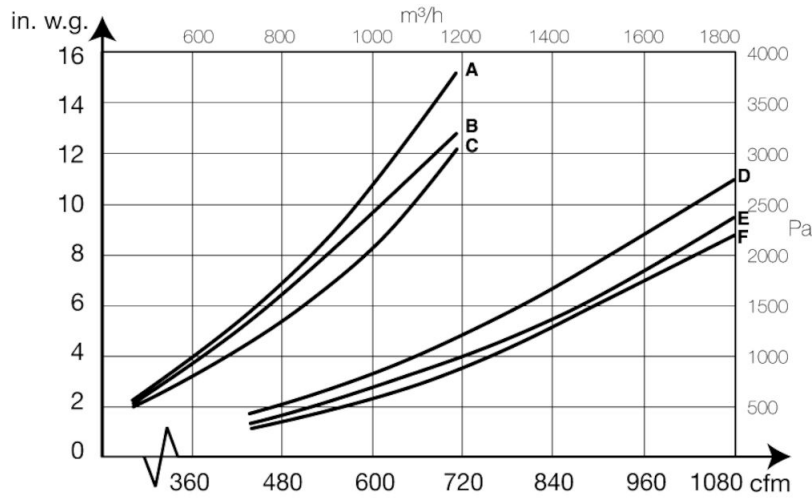
Extraction Arm NEX S Ø160

Description	Arm length (ft)	Weight (lbs)	Model
Extractor arm Nex stainless	2m / 7 ft.	30	10521232
Extractor arm Nex stainless	3m / 10 ft.	44	10521332
Extractor arm Nex stainless	4m / 14 ft.	55	10521432
Extractor arm Nex stainless with damper	2m / 7 Ft	30	10521532
Extractor arm Nex stainless with damper	3m / 10 Ft	44	10521632
Extractor arm Nex stainless with damper	4m / 14 ft	55	10521732

Extraction Arm NEX S Ø160

	Accessory	Part No
	Extension set 0,6m Nex S	10512232
	Hose PE-EL 160/2m black	10374423
	Hose PE-EL 160/3m black	10374424
	Hose PE-EL 160/4m black	10374425
	Hose PE-EL 160/5m black	10374426

Extraction Arm NEX S Ø160



X: airflow m³/h Y: static pressure Pa A= 4 m Ø125 mm, B= 3 m Ø125 mm, C= 2 m

Ø125 mm, D= 4 m Ø160 mm, E= 3 m Ø160 mm, F= 2 m Ø160 mm

