


MagnaRail

Exhaust extraction system for emergency stations

with highest operational requirements



1. Exhaust rail, 2. Busbar, 3. Bracket, 4. Trolley stop, 5. End connection, 6. Trolley, 7. Balancer, 8. Shock absorber, 9. Exhaust hose, 10 a Nozzle LL pipes, 10 b Complete extraction unit for HL pipes, 11. Electro-magnet assembly, 12. Anchor plate, 13. Disconnection box, 14. Transforme, 15. Automatic return (option), 16. Twist support prevents the nozzle from twisting and falling down, 17. Extension handle

MagnaRail is a high capacity system designed to handle highest operational requirements. Up to four vehicles can be attached to the same rail each with a designated disconnection point. For a drivethrough application for vehicles with either high level or low level tail pipes. The suction rail is formed in a configuration such that the extrusion serves not only as an exhaust duct, but also as the guide rail that the extraction trolley travels in. The rail is available in up to 30 m. The fan/duct work can be connected to the rail via either an end outlet or one/several top outlets (depending on length of rail).

Optional automatic start/stop device that offers:

-Practical control of fan start/stop

-Safe control of air quality (source ventilation automatically starts when vehicle engine starts)

-Simple programming

- Approval for radio equipment acc. to EC directives, FCC (USA) and IC (Canada)

- High exit speed: up to 25 km/h - 15 mph
- Exhaust pipes: low level or high level
- Capacity: up to 4 vehicles at a time
- For reverse-in or drive-through


Product name	MagnaRail
Frequency (Hz)	50/60
No of phases	1



MagnaRail

[image]	Description	Diameter, hose (mm)	Hose length (m)	Weight (kg)	[model]
	Exhaust rail L=2,5m (8") MR			6,8 kg/m	20813864*
	Exhaust rail L=5,0m (17") MR			6,8 kg/m	20813964*
	Exhaust rail L=7,5m (24") MR			6,8 kg/m	20814064*
	Exhaust rail L=10,0m (33") MR			6,8 kg/m	20814164*
	Exhaust rail L=12,5m (41") MR			6,8 kg/m	20814264*
	Exhaust rail L=15,0m (49") MR			6,8 kg/m	20814364*
	Exhaust rail L=17,5m (57") MR			6,8 kg/m	20814464*
	Exhaust rail L=20,0m (66") MR			6,8 kg/m	20814564*
	Exhaust rail L=22,5m (74") MR			6,8 kg/m	20814664*
	Exhaust rail L=25,0m (82") MR			6,8 kg/m	20814764*
	Exhaust rail L=27,5m (90") MR			6,8 kg/m	20814864*
	Exhaust rail L=30,0m (99") MR			6,8 kg/m	20814964*
	Extraction unit 4m 6"	160	4	35	20813364**
	Extraction unit 3m 6"	160	3	37	20813464**
	Extraction unit 4m 5"	130	4	29	20813564**

MagnaRail

[image]	Description	Diameter, hose (mm)	Hose length (m)	Weight (kg)	[model]
	Extraction unit 3m 5"	130	3	29	20813664**
	Extraction unit 2m 6" (10b) High level exhaust pipes	160	2	19	20813764***
	Trolley return unit 920/1500			30	20801144

*Includes: Busbar(2), Brackets (3), Trolley stop (4), End connection (5), Transformer (14)

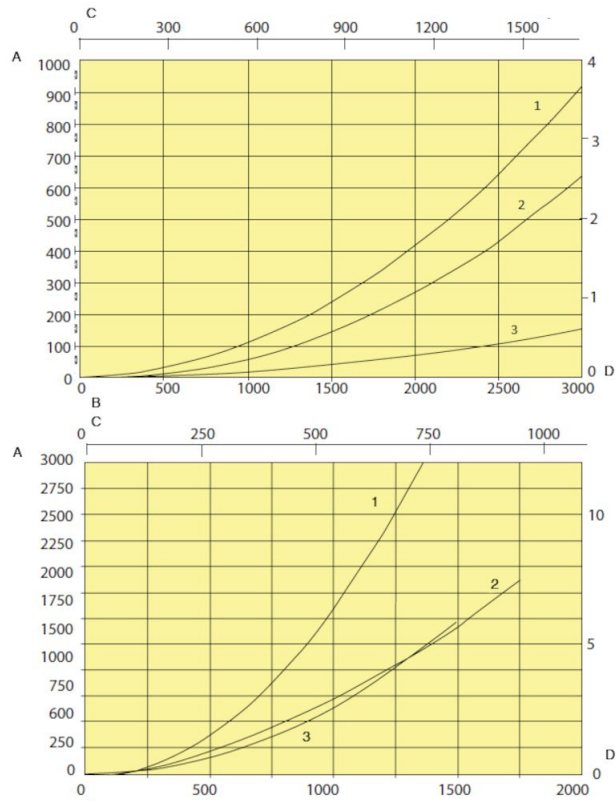
**Includes: Trolley (6), Balancer (7), Shockabsorber (8), Exhaust hose (9), Electro magnet assembly (11), Anchor plate (2), Disconnection box (13)

***Includes: Extraction trolley, balancer, disconnection box, vertical hose, electr-magnet assembly, HL nozzle and achor plate

MagnaRail

	[accessory]	[partno]
	MagnaSystem Nozzle Standard, Ø160, Low Level	20802164
	MagnaSystem Nozzle Ø130 (5") HB 600 Low Level	20802364
	MagnaSystem Nozzle Ø160 (6") HB 600 Low Level	20802264
	MagnaSystem Nozzle Ø160 (6") HB 900 Low Level	20802464
	Twist support, HL nozzle	20374364
	Lengthening shaft, HL nozzle	20374359
	Anchor plate shutter in two parts	20371853
	Radio transmitter vehicle GHz	20376723
	Radio Receiver GHz	20376724
	Handheld radio transmitter GHz	20376725
	Top outlet Ø200 for 920	20374246
	Program kit for radio system	20376726
	Hose protection ø130/160 (Pair)	20374428
	Anchor plate, shutter: in 3 parts	20371868
	Transformer compl. 24V/15VA	20374242
	Reduction ø160-ø150	20373760
	Anchor plate for magnatrack.	20372003

MagnaRail



A: Pressure drop, Pa
 B: Airflow, m³/h
 C: Airflow cfm D: Pressure drop, in w.g.

Top diagram:

- 1 = Top connection angled, Ø 200 mm
- 2 = End connection
- 3 = Exhaust rail, per metre

Bottom diagram

- 1 = Extraction unit LL, hose 4 m, ø130 mm
- 2 = Extraction unit LL, hose 4 m, ø160 mm
- 3 = Extraction unit HL, hose 2 m, ø160 mm

Airflow recommendations:

- Heavy vehicles: 1000 - 1200 m³/h
- Car / SUV: 400 - 600 m³/h