

600A

Stationary multi-purpose dust collector



Silo system with high suction capacity for fixed installations. Designed for the collection of dusty materials such as granules, steel grit and recovery of precious metals. The silo is equipped with a manual discharge valve. Can be supplied with counterweight or pneumatic valves for automatic operations. Equipped with the efficient and self-cleaning NCF (candle) filter (not all models). The unit can be fitted with automatic remote control. The unit is often used as power pack in central suction systems

- Vacuum unit with silo on flexible frame system
- High vacuum for suction of heavyweight material over long distance

Product name	600A
Installation	[Outdoor], [Indoor]
Filter cleaning method	[ReverseAirPulse]
Application	[dust], [granulate], [grit], [swarf]
Dustbin volume (gal)	146
Filter type	[NCF]
Number of filter elements	70
Filter material	Vyon 3,15
Type of hose	[PU12]
Compressed air requirement	4,3 Nm ³ /min
Max airflow (m ³ /h)	330
Noise level (dB(A))	77.0
Max vakuüm (in. wg)	-273
Weight (lbs)	317
Hose length (m)	33
Hose diameter (mm)	2,5
Note	With cleaning set, gulper head and scraping tool






600A

Description	[model]
600A - NE64, S200.	42160000*

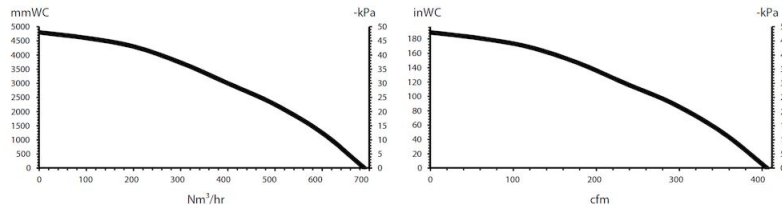
**With cleaning set, gulper head and scraping tool*

Hose type	Specification	Temperature range, °C	Hose fittings in free hose end, distribution hose	Hose fitting on free hose end, inlet hose	Hose connection on reel, distribution hose	Hose connection on reel, inlet hose
PU12		- 40 deg. C. - + 90 Deg. C.				

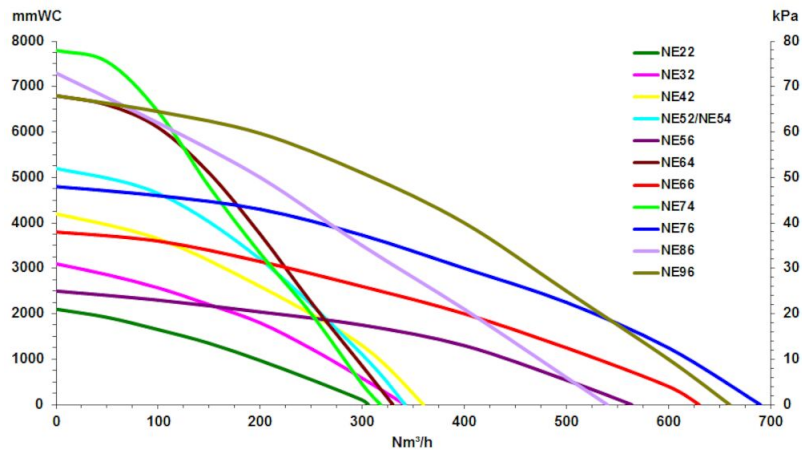
600A

	[accessory]	[partno]
	Control S for NE 22-76	43220001
	Control S for NE 22-76	43220026
	Control S for NE86-96	43222008

600A



Air powered ejectors pressure / flow diagram



Air Powered ejectors

All performance data are based on 7 bar supply pressure