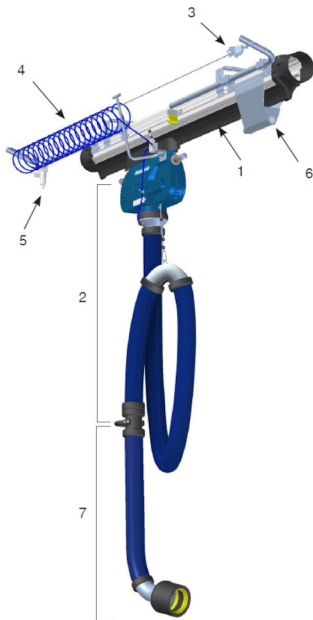


Pneumatic Rail System (PRS)

Exhaust extraction system for emergency stations



1. Rail 920, 2. Trolley and hose incl internal pneumatic hose and disconnection trigger, 3. Wire kit, 4. Pneumatic hose, 5. Compressed Air filter, 6. End Stop Complete, 7. Nozzle kit





Pneumatic Rail System - PRS, is a fully automatic, high capacity exhaust extraction system for up to 4 emergency vehicles per bay. The system is based on a nozzle expanded by compressed air, fixing and sealing the nozzle tightly around the tail pipe. PRS is supplied with a choice of different sized nozzles to fit the most common types of tail pipes. A quick coupler makes it easy to interchange the nozzles.

- Capacity up to 4 vehicles per system
- Normal exit speed up to 25 km/h, 15 mph
- For back-in or drive-through vehicles
- Safety coupling in case of faulty operation
- Nozzles to suit all types of vehicles

Product name	Pneumatic Rail System (PRS)
Installation	[Indoor]
Diameter, hose (mm)	100
Note	Complete Nozzle kit (8) with Nozzle, Lower extraction hose, Lower integrated pneumatic air hose and Safety coupler (male 9b).



Pneumatic Rail System (PRS)

Image	Description	Hose length (m)	Model
	Pneumatic suction unit 920/1500 with NTP hose	5	20913820
	Pneumatic suction unit 920/1500	5	20913920
	Nozzle kit for exhaust pipe ø 50 - 85 mm, Grip length 100 mm, with NR-CP hose	1	20869061*
	Nozzle kit for exhaust pipe ø 70 - 125 mm, Grip length 120 mm, with NR-CP hose	1	20869161*

*Complete Nozzle kit (B) with Nozzle, Lower extraction hose, Lower integrated pneumatic air hose and Safety coupler (male 9b).

Pneumatic Rail System (PRS)

	Accessory	Part No
	Top outlet Ø200 for 920	20374246
	Radio transmitter vehicle GHz	20376723
	Radio Receiver GHz	20376724
	Handheld radio transmitter GHz	20376725
	compressed air filter aut. 0.1bar	20375252*
	Tail pipe stop 50-90mm/2-3.5"	20375139
	Tail pipe stop 90-130mm/3.5-5"	20375140
	Tail pipe stop 120-180mm/5,1-7,1"	20375456
	Trolley return unit 920/1500	20801144
	Exhaust rail 920 L= 5.0 m (17')	20916120**
	Exhaust rail 920 L= 12.5 m (41')	20916420**
	Exhaust rail 920 L= 22.5 m (74')	20916820**
	Exhaust rail 920 L= 10.0 m (33')	20916320**
	Exhaust rail 920 L= 25.0 m (82')	20916920**
	Exhaust rail 920 L= 27.5 m (90')	20917020**
	Exhaust rail 920 L= 20.0 m (66')	20916720**
	Exhaust rail 920 L= 30.0 m (99')	20917120**
	Exhaust rail 920 L= 7.5 m (25')	20916220**
	Exhaust rail 920 L= 17.5 m (57')	20916620**
	Exhaust rail 920 L= 35.0 m (115')	20917220**
	Exhaust rail 920 L= 15.0 m (50')	20916520**
	End stop Complete	20373836

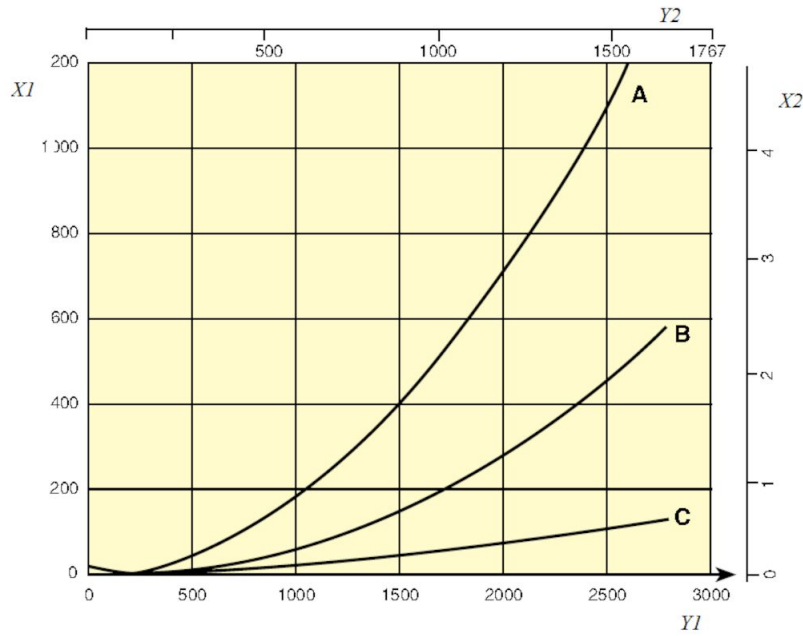
Pneumatic Rail System (PRS)

Accessory		Part No
	Pneu. ø 8/6 spiral hose ø 150 lenght 50 m	20912720
	Wire kit for pneum. spiral hose	20912920

**Compressed air filter must be used acc. to DIN ISO 8573-1, class 5/5/4*

***Complete with suspension parts, joint connectors, rubber seals, end covers and end stops.*

Pneumatic Rail System (PRS)



Pressure drop 920 Rail

X1= Pressure, Pa

Y1 = Air flow, m³/h

X2 = Pressure, in. w.g.

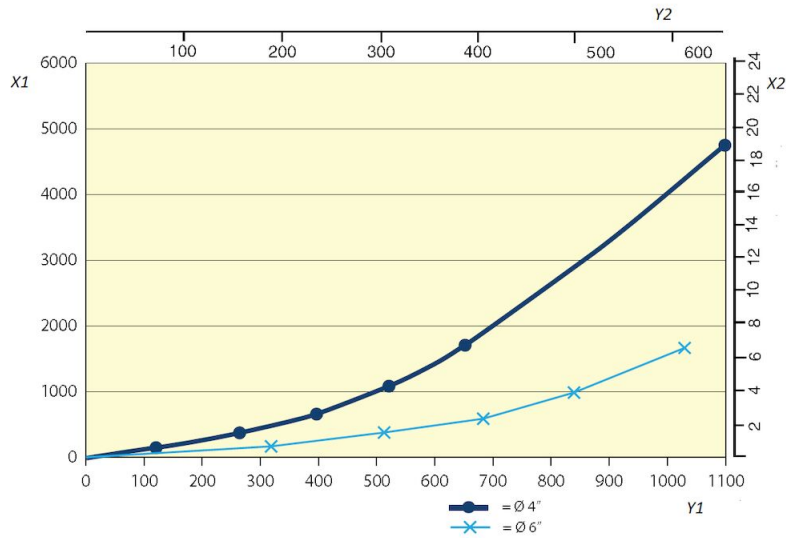
Y2 = Airflow, CFM

A= Top connection, Ø200 mm

B= Side connection, Ø160 mm

C= Rail 920, per metre (Pa/m)

Pneumatic Rail System (PRS)



Pressure drop pneumatic suction unit North American versions

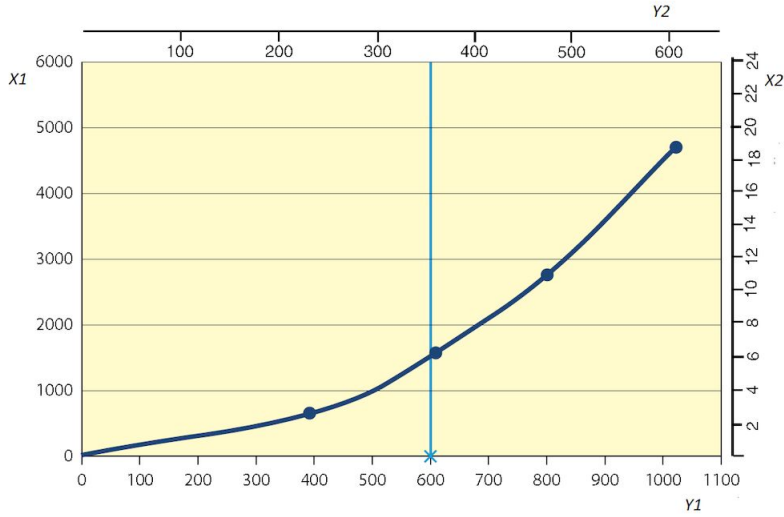
X1= Pressure, Pa

Y1 = Air flow, m³/h

X2 = Pressure, in. w.g.

Y2 = Airflow, CFM

Pneumatic Rail System (PRS)



Pressure drop pneumatic suction unit international version, ø 4"

X1 = Pressure, Pa

Y1 = Air flow, m³/h

X2 = Pressure, in. w.g.

Y2 = Airflow, CFM