

RSAD Mild Steel Straight Duct

Staight duct in Mild Steel


















2 mm duct with clipped edge in steel quality SS 1312.
Painted in RAL 7032 with Priming 50 µm, zinc content 70%.
















For assembly use FSFE or FSDB clips.

Nom du produit	RSAD Mild Steel Straight Duct
Matériel	SS 1312
Connection	FB
Thickness (mm)	2
















RSAD Mild Steel Straight Duct

[image]	Diameter (mm)	Length (m)	[model]
	100	0.5	8240020908
	100	1	8240020909
	100	2	8240020910
	120	0.5	8240020911
	120	1	8240020912
	120	2	8240020913
	125	0.5	8240020914
	125	1	8240020915
	125	2	8240020916
	140	0.5	8240020917
	140	1	8240020918
	140	2	8240020919
	150	0.5	8240020920
	150	1	8240020921
	150	2	8240020922
















RSAD Mild Steel Straight Duct

[image]	Diameter (mm)	Length (m)	[model]
	160	0.5	8240020923
	160	1	8240020924
	160	2	8240020925
	180	0.5	8240020926
	180	1	8240020927
	180	2	8240020928
	200	0.5	8240020929
	200	1	8240020930
	200	2	8240020931
	225	0.5	8240020932
	225	1	8240020933
	225	2	8240020934
	250	0.5	8240020935
	250	1	8240020936
	250	2	8240020937
















RSAD Mild Steel Straight Duct

[image]	Diameter (mm)	Length (m)	[model]
	300	0.5	8240020938
	300	1	8240020939
	300	2	8240020940
	315	0.5	8240020941
	315	1	8240020942
	315	2	8240020943
	350	0.5	8240020944
	350	1	8240020945
	350	2	8240020946
	400	0.5	8240020947
	400	1	8240020948
	400	2	8240020949
	450	0.5	8240020950
	450	1	8240020951
	450	2	8240020952







RSAD Mild Steel Straight Duct

[image]	Diameter (mm)	Length (m)	[model]
	500	0.5	8240020953
	500	1	8240020954
	500	2	8240020955
	550	0.5	8240020956
	550	1	8240020957
	550	2	8240020958
	600	0.5	8240020959
	600	1	8240020960
	600	2	8240020961
	630	0.5	8240020962
	630	1	8240020963
	630	2	8240020964
	650	0.5	8240020965
	650	1	8240020966
	650	2	8240020967

RSAD Mild Steel Straight Duct

[image]	Diameter (mm)	Length (m)	[model]
	700	0.5	8240020968
	700	1	8240020969
	700	2	8240020970
	750	0.5	8240020971
	750	1	8240020972
	750	2	8240020973
	800	0.5	8240020974
	800	1	8240020975
	800	2	8240020976
	850	0.5	8240020977
	850	1	8240020978
	850	2	8240020979
	900	0.5	8240020980
	900	1	8240020981
	900	2	8240020982

RSAD Mild Steel Straight Duct

[image]	Diameter (mm)	Length (m)	[model]
	950	0.5	8240020983
	950	1	8240020984
	950	2	8240020985
	1000	0.5	8240020986
	1000	1	8240020987
	1000	2	8240020988