

OMF 3x4000 SM

FibreDrain® oil mist collector for continuous operation.



Nederman FibreDrain® OMF oil mist collectors are designed to handle large amounts of emulsion mist during continuous operation. They are developed with focus on high efficient filtration together with low maintenance cost.



Nederman FibreDrain® OMF 3x4000 has as standard 3 filter-stages where the first stage consists of filter cassettes with Nederman's FibreDrain® technology. Nederman have a wide range of different types of filters to suit many different kind of applications. The second stage consists of a HEPA filter in filter class H13 with an efficiency of 99,95% for MPPS according to EN1822. All tower built Nederman FibreDrain® OMF units are prepared for use of pre filter. OMF 3x4000 have a top mounted radial fan.

- Three filter stages, optional pre-filter
- Gauges for reading of pressure drop over each filter stage
- Drain: 4 off 1 1/2"
- Non-vibration fan suspension system

| | |
|-----------------------------|--|
| Product name | OMF 3x4000 SM |
| Standard | 2009/125/EC |
| Volume (for shipping) (m³) | 17.9 |
| Noise level (dB(A)) | < 70 dB(A) @1,5 m from service side with optional fan enclosure and silencer |
| Protection class | IP55 |
| Filter efficiency (%) | 99,95 |
| Installation | Indoor |
| Material | Sheet metal, painted both in- and outside. |
| Filter cleaning method | Self-Draining |
| Working pressure (kPa) | Max 4600 Pa |
| Capacity (max airflow m³/h) | 12000 |
| Operating Temperature | 60 deg C (limited by filter) |
| Power Voltage (V) | 400/690 |
| Frequency (Hz) | 50 |
| No of phases | 3 |
| Number of filter elements | 18 |
| Amperage (A) | 26 / 15,1 |
| Colour | NCS-S 1005 B20G |
| Weight (kg) | 1925 |
| Power (kW) | 15 |
| Note | Plus 6 optional filter elements. |















OMF 3x4000 SM

| Image | Description | Model |
|---|--|-----------|
|  | OMF 3x4000, Inlet flange 560x560mm left. Drain 4 x 1 1/2" Female. | 12401153* |
|  | OMF 3x4000, Inlet flange 560x560mm right. Drain 4 x 1 1/2" Female. | 12401154* |

*Plus 6 optional filter elements.

OMF 3x4000 SM

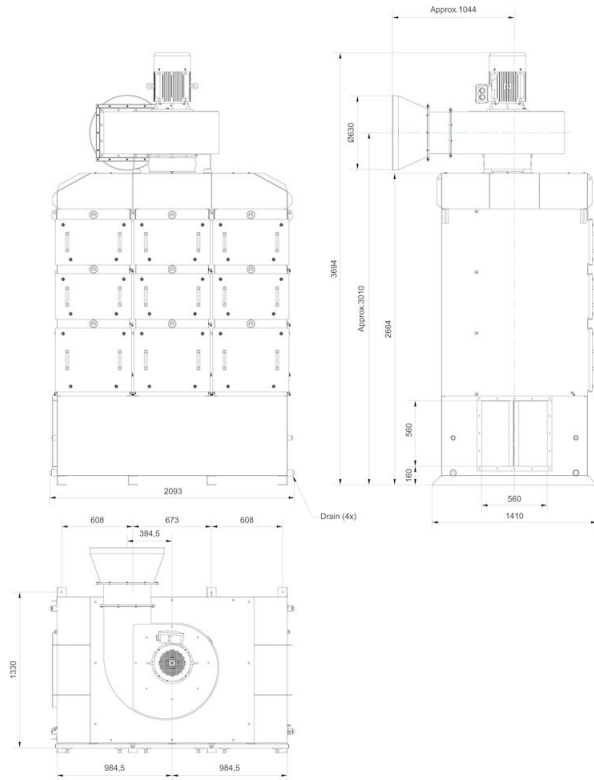
| | Accessory | Part No |
|---|--|------------|
|  | Drain pump box, 50 Hz, 10 litre/min at 5m, including controller | 12400054* |
|  | Drain container with piping | 12400764** |
|  | Optional FibreDrain Pre Filter ORF 610x610x96 mm. | 12400039 |
|  | FibreDrain Filter 1 OMF; 600x600x292 mm | 12400009 |
|  | FibreDrain Filter 2 OMF; 600x600x292 mm | 12400010 |
|  | HEPA Filter H13; 610x610x292 mm | 12400012 |
|  | Inlet adapter OSF 4x3000, OMF 3x4000, OMF 2x6000 | 12401163 |
|  | Extension structure OSF 3x2000, OMF 3x4000 | 12401165 |
|  | Fan enclosure 2 filters in depth | 12401109 |
|  | Silencer 90° Ø 630 mm | 12401159 |
|  | Drain pump box, 50 Hz, 10 litre/min at 10m, including controller | 12401330 |
|  | OSF/OMF Instruction manual for mounting system for electric components | 12401342 |
|  | OMF/OSF/MQL mounting system for electrical components | 12401341 |

*Drain connection must be elevated min 200 mm from pump box support level

**Drain connection must be elevated min 420mm from container support level

OMF 3x4000 SM

OMF 3x4000 with inlet from left side:



OMF 3x4000 SM

OMF 3x4000 complete with options:



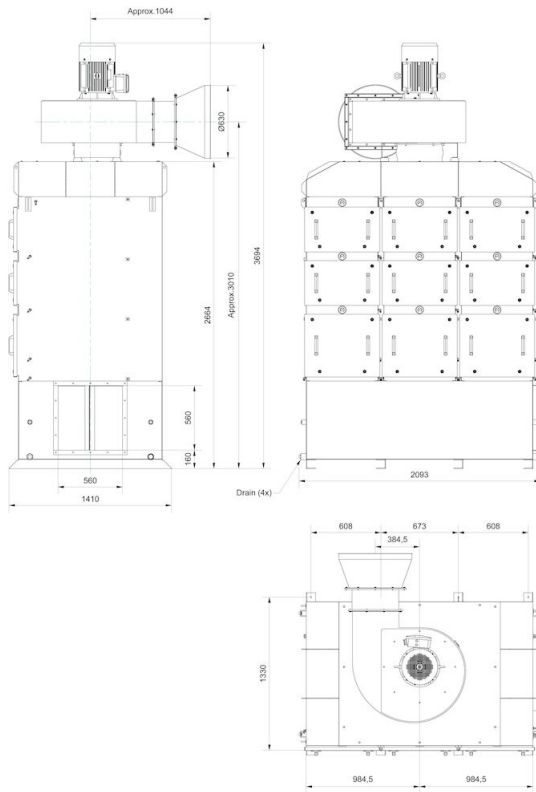
OMF 3x4000 SM

OMF 3x4000 assembly of options:



OMF 3x4000 SM

OMF 3x4000 with inlet from right side:

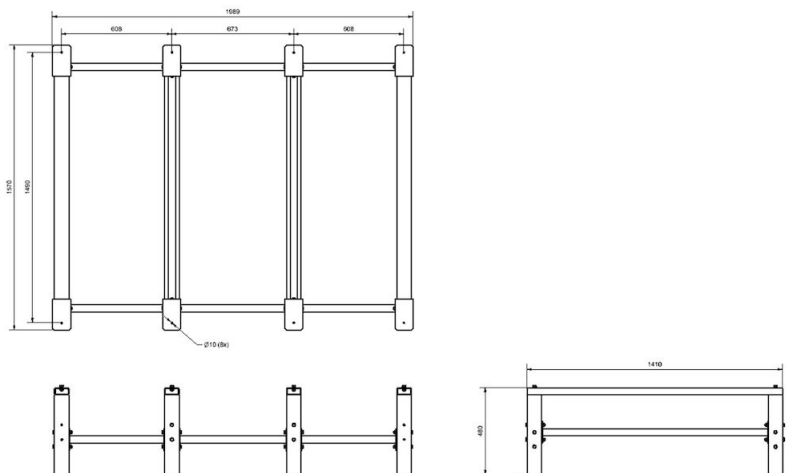


OMF 3x4000 SM

Dimension Inlet Adapter OSF4x3000_OMF3x4000_2x6000,
accessory 12401163:



Dimension Extension Structure OSF3x2000_OMF3x4000,
accessory 12401165:



OMF 3x4000 SM

Dimension Fan Enclosure_OSF2x2000_3x2000_4x2000_5x2000_OMF2x4000_4x4000,
accessory 12401109:

