

Airflow Alarm

For monitoring of the set airflow in a duct



The Airflow Alarm monitors pressure conditions in a duct. A pressure switch connected to the control box provides the signal input.





The Airflow Alarm is connected to the fan starter and automatically starts with the fan. An Alarm is triggered (Red LED light and relay terminal) when the air pressure in the duct is outside preset limits. The LED-lights are powerful enough to have good visibility at a distance. 2 independent terminals for power supply.

The Airflow Alarm consist of control box, pressure switch, hose, inline filter, cable gland and 9V battery.

Product name	Airflow Alarm
Protection class	IP54
Installation	ในอาคาร
Ambient temperature range	0 - 50 C (32 F to 122 F)
Further technical data	Power supply: 85-230V AC, 50-60Hz Fuse: Max 13A Pressure switch: External contact < 100 Ohm 12 VDC out alarm: +12 VDC max 200 mA
Dimensions	320 x 185 x 80 mm
Weight (kg)	1,5 + 0,3




Airflow Alarm

ภาพ	Description	Capacity	รุ่น
	Airflow alarm 40	40 - 300 Pa	40780434*
	Airflow alarm 100	100 - 1 000 Pa	40780435*
	Airflow alarm 250	250 - 5 000 Pa	40780436*
	Airflow alarm 3000	3 000 - 15 000 Pa	40780437*

*Temperature range - 15 < Ta < +70 Deg. C., Input separated by double isolation

Airflow Alarm

อุปกรณ์เสริม		หมายเลขชิ้นส่วน
	Alarm flashlight amber 24V AC/DC 2W	12374651

Airflow Alarm



Airflow alarm and pressure switch mounted

1) Pressure switch

2) Airflow Alarm