

OMF 2000

FibreDrain® oil mist collector for continuous operation.



The Nederman OMF (Oil Mist Filter) is designed to handle large amounts of oil mist during continuous operation. They are engineered for high efficiency filtration coupled with lower maintenance costs.



The OMF 2000 has an internal, radial fan wheel and three-stage filtration, as standard. The first two stages consist of filter cassettes with Nederman's FibreDrain® technology. The third stage is a class H13 HEPA filter with a 99.95% efficiency for MPPS, per EN1822. All tower-style OMF units are designed to accept an optional pre-filter. Nederman offers a wide selection of filters to fit a range of different applications.

- Three (3) filter stages. An optional pre-filter is available.
- Gauges for reading of pressure drop over each filter stage
- Extension legs
- Two (2) Ø200mm inlet locations, one blanked using clamp ring connection.
- Push button start/stop with integral overload protection.

Product name	OMF 2000
Standard	2009/125/EC
Volume (for shipping) (ft³)	86.52
Noise level (dB(A))	50 Hz: 66 dB(A) @1,5 m from service side 60 Hz: 68 dB(A) @1,5 m from service side
Protection class	IP55
Filter efficiency (%)	99,95
Installation	Indoor
Material	Sheet metal, painted inside and outside.
Working pressure (in. wg)	10.0" (External)
Capacity (max airflow cfm)	1177
Operating Temperature	104° F, internal fan.
No of phases	3
Number of filter elements	3
Colour	NCS-S 1005 B20G
Weight (lbs)	551
Power (Hp)	3.0 HP (2.2 Kw)

















OMF 2000

Image	Description	Power Voltage (V)	Frequency (Hz)	Amperage (A)	Model
	OMF 2000, Inlet 2 x ø 200 mm clamp ring left or right. Drain 2 x 1" Female	230/400	50	7,6 / 4,4	12400008*
	OMF 2000, Inlet 2 x ø 200 mm clamp ring left or right. Drain 2 x 1" Female	460	60	7.9	12400957**

*Plus 1 optional filter element. Incl extension legs

**Plus 1 optional filter element. Incl extension legs

OMF 2000

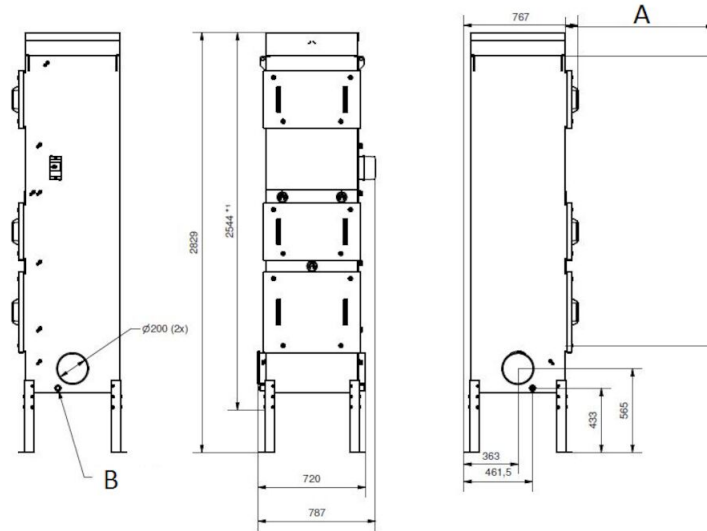
	Accessory	Part No
	Drain pump box, 50 Hz	12400054*
	Drain container with piping	12400764**
	Optional FibreDrain Pre Filter ORF 610x610x96 mm.	12400039
	FibreDrain Filter 1 OMF; 600x600x292 mm	12400009
	FibreDrain Filter 2 OMF; 600x600x292 mm	12400010
	HEPA Filter H13; 610x610x292 mm	12400012
	Outlet transition, ø 200 mm, for OSF 1000 / OSF 1000-2 / OMF 1000-2 / OMF 2000	12400904
	Outlet transition, ø 250 mm for OSF1000 / OSF1000-2 / OMF1000-2 / OMF2000	12400905
	Outlet transition, ø 315 mm for OSF1000 / OSF1000-2 / OMF1000-2 / OMF2000	12400906
	Drain pump box, 50 Hz, 10 litre/min at 10m, including controller	12401330
	Drain pump box, 60 Hz, 10 litre/min at 5m, excluding controller	12401329***
	OSF/OMF Instruction manual for mounting system for electric components	12401342
	OMF/OSF/MQL mounting system for electrical components	12401341
	Frequency inverter with 2kPa pressure sensor. 2,2kW	73008914

*Drain connection must be elevated min 200 mm from pump box support level

**Drain connection must be elevated min 420mm from container support level

***Controller available on request.

OMF 2000



A) 1000 min filler service space

B) Drain stud (x2)