

OMF 6000

FibreDrain® oil mist collector for continuous operation.



The Nederman OMF (Oil Mist Filter) is designed to handle large amounts of oil mist during continuous operation. They are engineered for high efficiency filtration coupled with lower maintenance costs.



The OMF 6000 has an external, top mounted, fan assembly and three-stage filtration, as standard. The first two stages consist of filter cassettes with Nederman's FibreDrain® technology. The third stage is a class H13 HEPA filter with a 99.95% efficiency for MPPS, per EN1822. All tower-style OMF units are designed to accept an optional pre-filter. Nederman offers a wide selection of filters to fit a range of different applications.

- Three (3) filter stages. An optional pre-filter is available.
- Gauges for reading of pressure drop over each filter stage
- Extension legs
- Two (2) Ø400mm inlet locations, one blanked using clamp ring connection.

Product name	OMF 6000
Standard	2009/125/EC
Volume (for shipping) (ft³)	334.78
Noise level (dB(A))	70 dB(A) @5' from service side, with optional external silencer.
Protection class	IP55
Filter efficiency (%)	99,95
Installation	Indoor
Material	Sheet metal, painted inside and outside.
Working pressure (in. wg)	18.0" (External)
Capacity (max airflow cfm)	3531
Operating Temperature	140° F (limited by filter media).
No of phases	3
Number of filter elements	9
Colour	NCS-S 1005 B20G
Weight (lbs)	1279

















OMF 6000

Image	Description	Power Voltage (V)	Frequency (Hz)	Amperage (A)	Power (Hp)	Model
	OMF 6000, Inlet 2 x ø 400 mm clamp ring left or right. Drain 2 x 1" Female	400/690	50	19,5 / 11,3	15.0 HP (11 Kw)	12400036*
	OMF 6000, Inlet 2 x ø 400 mm clamp ring left or right. Drain 2 x 1" Female	460	60	20.5	15.0 HP (11.0 kW) *Requires external starter (not included).	12400967**

*Plus 2 optional filter elements. Incl extension legs.

**Plus three (3) optional filter elements.

OMF 6000

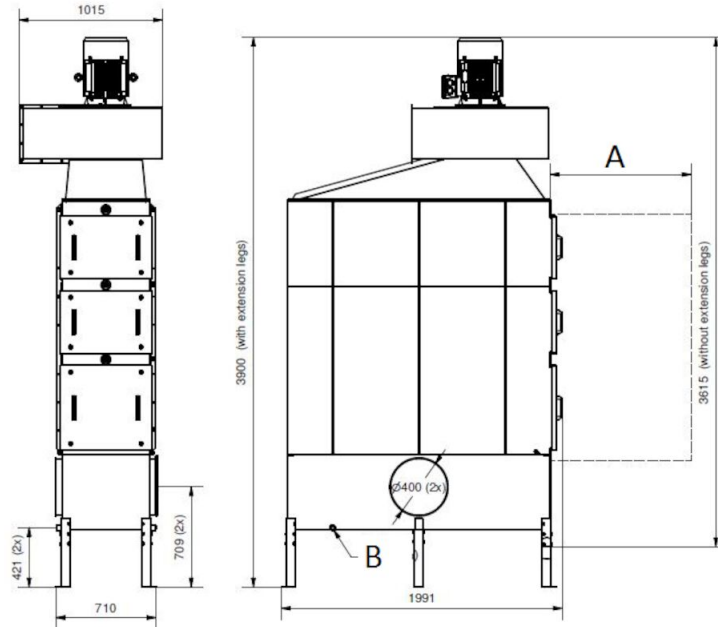
	Accessory	Part No
	Drain pump box, 50 Hz	12400054*
	Drain container with piping	12400764**
	Silencer 90° Ø 500 mm	12400038
	Transition NF 11 kW / Ø500 / 1005	12400989
	Optional FibreDrain Pre Filter ORF 610x610x96 mm.	12400039
	FibreDrain Filter 1 OMF; 600x600x292 mm	12400009
	FibreDrain Filter 2 OMF; 600x600x292 mm	12400010
	HEPA Filter H13; 610x610x292 mm	12400012
	Drain pump box, 50 Hz, 10 litre/min at 10m, including controller	12401330
	Drain pump box, 60 Hz, 10 litre/min at 5m, excluding controller	12401329***
	OSF/OMF Instruction manual for mounting system for electric components	12401342
	OMF/OSF/MQL mounting system for electrical components	12401341
	Frequency inverter with 5kPa pressure sensor. 11kW	73008918
	Frequency inverter with 5kPa pressure sensor. 15kW	73008919

*Drain connection must be elevated min 200 mm from pump box support level

**Drain connection must be elevated min 420mm from container support level

***Controller available on request.

OMF 6000



A) 1000 mm filter service space

B) Drainage DN25 (2x)