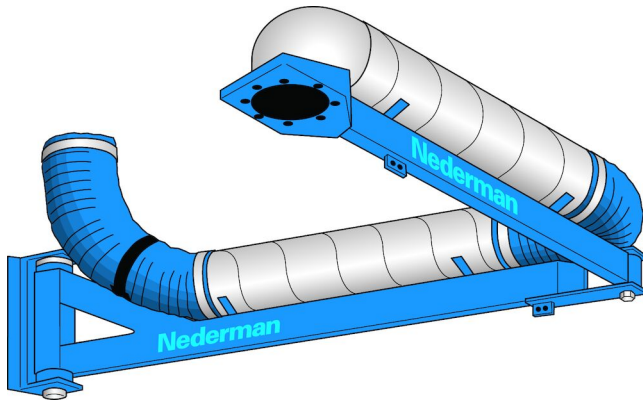


Extension Arm

The Extension arm is designed to be used when extra reach is needed





The Nederman extension arm for extraction arms is designed to be used when extra reach is needed. The extension or is manufactured from robust steel profiles. The extension can be connected direct to a single fan or to a ducted system.

The extension arm is suspended by a pivoting wall bracket close to the wall and a joint on the middle of the product, which makes it flexible in all directions. The product is equipped with a universal bracket at the end which fits all Nederman extraction arms, exhaust reels or single exhaust extractors. The arm is equipped with a diameter 200mm (7.78") hose, for high airflows. Duct kits are ordered separately from the list of accessories.

It is possible to support other products to the extension arm such as welding machines, hose and cable reels ,etc. All arm parts are treated with Nederman blue colour, except for the metal ducts which are galvanized.

Product name	Extension Arm
Installation	Indoor
Material	Powder coated steel
Extraction arm diameter (in)	8
Airflow (CFM)	1177
Colour	Blue
Diameter, hose (in)	8 in




Extension Arm

Image	Description	Arm length (ft)	Weight (lbs)	Model
	Extension arm 4,2m	13 ft 9 in	161	10506635*
	Extension arm 6m	19 ft 8in	205	10507735**

*Maximum load on outer arm, 100 kg

**Maximum load on outer arm, 60 kg. Max length of extraction arms 4 m for original and 3 m for NEX MD/HD

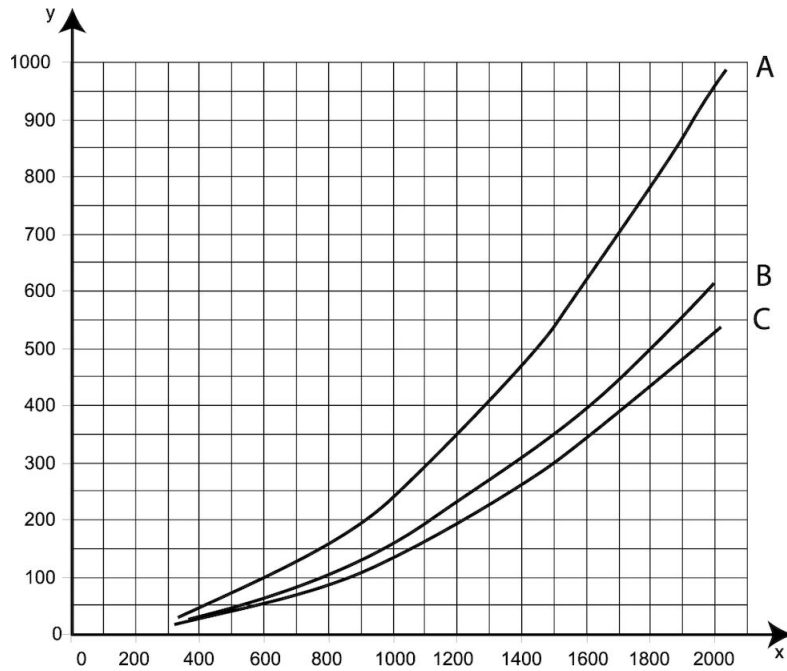
Extension Arm

Accessory		Part No
	Duct kit fume, ext arm 6m, Ø200mm	10374360*
	Duct kit exhaust, ext arm 6m, Ø200mm	10374374**
	Duct kit exh., ext arm 4,2m, Ø200mm	10374375**
	Duct kit fume, ext arm 4,2m, Ø200mm	10374376*
	Arm bracket exhaust reel	20374358
	Extension cable for worklight	10345292

*PVC hose and galvanised steel pipe

**NR-CP hose and galvanised steel pipe

Extension Arm



A: Extension arm bent 40° (to its limit).

B: Extension arm bent 90°.

C Extension arm is straight.

Original extraction arms	Maximum 4 m
NEX MD extraction arms	Maximum 3 m
NEX HD extraction arms	Maximum 3 m
Single and Twin exhaust equipment	All models
Exhaust Hose reels	All models

Recommended additional equipment

Extension Arm

