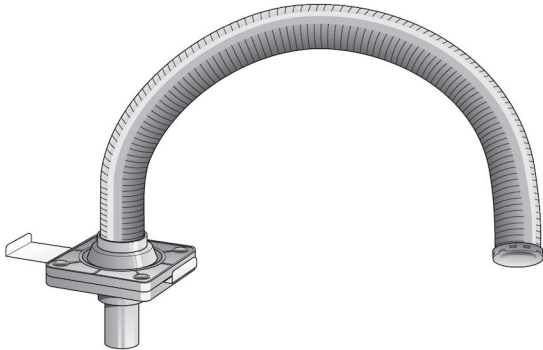


# Bench Top Extraction arm FX32 ESD

## Flexible bench top extraction arm



Extractor arms for use in electronic industries, laboratories, schools etc. Flexible plastic hose with a very good resistancy against solvents etc. Stays in new position when adjusted. ESD safe. Swivel with 360 degree rotation. This means that the connected ductwork remains firm and does not rotate with the arm. Mounting directly in bench surface or with accessory brackets. Can be mounted both standing and hanging.





Product name	Bench Top Extraction arm FX32 ESD
Noise level (dB(A))	48
Installation	Indoor
Extraction arm diameter (in)	1 1/4
Airflow (CFM)	35
Arm length (ft)	2ft 9in



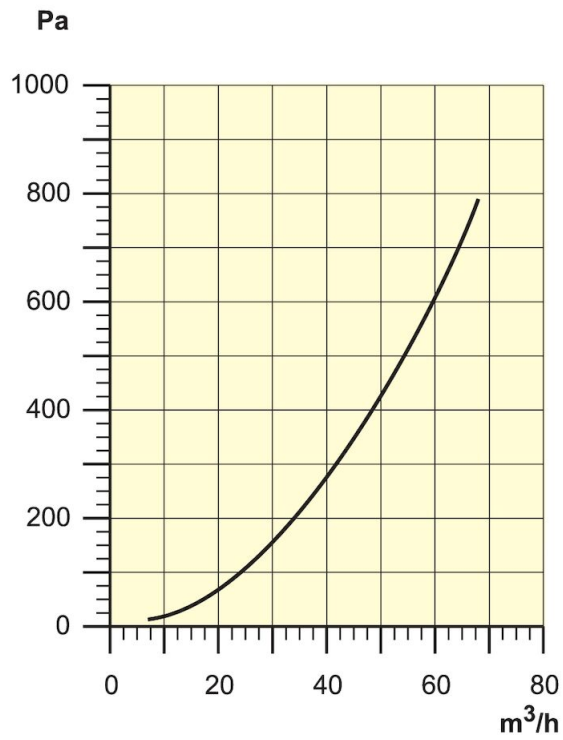
# Bench Top Extraction arm FX32 ESD

Description	Model
FX 32 ESD	70502934

# Bench Top Extraction arm FX32 ESD

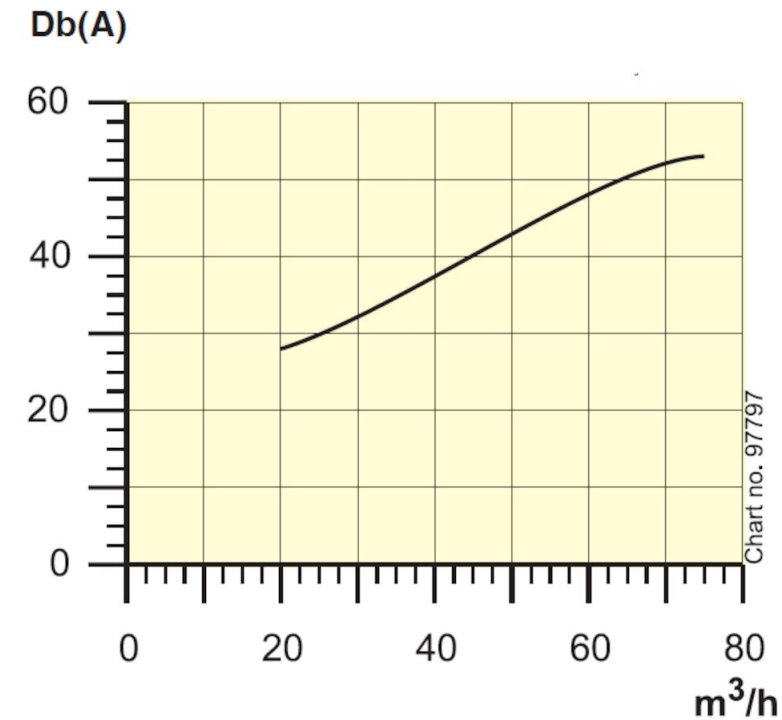
Accessory		Part No
	Dome hood 1/2 for FX 32 ESD	70371807
	Dome hood 1/1 for FX 32 ESD	70371808
	Table bracket, 75/50/32 Std/ESD/PP	70371761
	Wall bracket FX 32 Std/ESD/PP	70371760

# Bench Top Extraction arm FX32 ESD



Pressure Drop

# Bench Top Extraction arm FX32 ESD



Sound Level  
Distance to measuring point = 1m

# Bench Top Extraction arm FX32 ESD

