

## Motor damper

---



The motor damper consists of an operation box that can be controlled by any closing switch. The operation box consists of a 30 VA transformer for the lighting kit in the extraction arm, a delay timer for fan stop variable from 0-5 minutes, and two separate connections for sensor clamps.




Single-phase power supply, 110-120/220-240V, 50/60Hz. The motor damper is available in two models: Manual (MDM), using a hood mounted switch set, or automatic (MDA), using a sensor clamp on the welding set, for automatic start-up of the fan and automatic control of the damper.

- Provides optimum airflow within a multi-arm system
- Reduces energy consumption and increases efficiency
- Makes it possible to use a smaller fan and automatic start/stop function
- One or two sensor clamps can be connected to the operation box

Product name	Motor damper
Installation	[Indoor]
Further technical data	Supply voltage: 110-120/220-240 V, 50/60 Hz Transformer output: 24V AC, 30VA




## Motor damper

[image]	Description	[model]
	MDM Ø 125 mm	14500191*
	MDM Ø 160 mm	14500291*
	MDM Ø 200 mm	14500391*
	MDA Ø 125 mm,	14500491**
	MDA Ø 160 mm	14500591**
	MDA Ø 200 mm	14500691**

\*Manual operation

\*\*Automatic operation, sensor clamp included

## Motor damper

[accessory]		[partno]
	Sensor Clamp	14372199