

Industrial vacuum cleaner 500-series

Configurable industrial vacuum cleaner for liquid and coarse particle extraction



Not just an ordinary industrial vacuum cleaner but a configurable solution to customer´s specific challenges within wet or dry vacuum cleaning.

Nederman offers a unique and wide range of possible vacuum heads in order to provide the ultimate solution for your specific application. Electric or compressed air driven vacuum heads, with different capacities, are available.

Single container system designed for the collection of coarse particles, such as swarf and granulates as well as liquids and sludge. The container collects and holds a large volume of material and can be equipped with a drain valve for liquids.

Depending on the application, there are different filter types and stages to choose from, like polyester filter bags, coarse filter bags and cartridge filters.

For applications when handling liquids the unit can be equipped with a float system that prevents overflowing of the container.

Trolley can either be a simpler 2-wheel trolley or a more robust and tiltable trolley with four wheels and forklift slots, all depending on your actual needs.






- Configured and customized industrial vacuum cleaner
- Wide range of vacuum heads, filters and other components are available
- High material collection capacity
- Also available in stainless steel, 316L.
- Float system prevents overflowing when handling liquids

Nome do Produto	Industrial vacuum cleaner 500-series
Consumo de ar comprimido	1,0 to 9,5Nm ³ /min @ 7bar for A-units
Instalação	Interior, Exterior
Application	Granulado, Granalha, Líquido
Volume do balde (l)	160-220
Máx. caudal (m ³ /h)	306-690
Diâmetro da mangueira (mm)	38-76
Hose length (m)	5-40
Voltagem (V)	230
Frequência (Hz)	50/60
Nº de fases	1
Tipo de filtro	Filtro de velas
Número de elementos filtrantes	1
Tipo de mangueira	Sem
Potência /kW)	2.5/2.4



Granulado Granalha Líquido

Industrial vacuum cleaner 500-series

[image]	Compressed air requirement	Max airflow (m ³ /h)	Noise level (dB(A))	Max vaccum (kPa)	Inlet	Peso (kg)	Outlet	[model]
	3.0 Nm ³ /min	342	73.5	52	Ø51mm	94	Drain Valve	46050000*
		460	79.7	21.5	Ø51mm	63	Drain Valve	46050001**
		460	79.7	21.5	Ø51mm	96	Válvula de drenagem	46050002***
	3.0 Nm ³ /min	342	73.5	52	Ø51mm	61	Drain Valve	46050003****
	5.3 Nm ³ /min	318	75	78	Ø51mm	61	Drain Valve	46050004*****

*Consists of 43035047, 43110300, 43366001, 43731001, 43950011 and 43660300


**Consists of 43054200, 43622304, 43110300, 43660001, 43660300, 43730001 and 43366001

***Consiste em 43054100, 43110100, 43366001, 43622300, 43660300, 43660001 e 43731001

****Consists of 43035047, 43110300, 43950011, 43660300, 43366001 and 43730001

*****Consists of 43035051, 43110300, 43366001, 43660300, 43730001 and 43950011.

Industrial vacuum cleaner 500-series

	[accessory]	[partno]
	SF51, female swivelling coupling dia 51	43930101
	SM 51, Male swivelling coupling dia 51	43930102